



**THE
VINTAGE SPORTS
CAR CLUB**

MALLORY PARK

24th JUNE 2012

RESULTS BY



**HS Sports Ltd
Kinetic House, Varey Road
Congleton, Cheshire CW12 1UW
Tel. +44 (0)1260 275708
Fax +44 (0)1260 295625
www.hssports.co.uk**



The Vintage Sports-Car Club

MALLORY PARK TROPHY RACE

RESULT - RACE 1

Pl	No	Cl	Name	Car	Laps	Time	Behind	MPH	Best Lap on	MPH	Handicap
1	32		Guy PLANTE	Alvis Speed 25 Special	8	8:29.64		76.29	1:02.06	2	78.31
2	27		Durward LAWSON	Riley Special	8	8:41.01	11.37	74.62	1:02.84	7	77.34
3	31		Richard ILIFFE	Riley Kestrel 12/4 Special	8	8:41.97	12.33	74.49	1:02.76	7	77.44
4	40		Ewen GETLEY	Bentley 3/4 1/2 Litre	8	8:43.86	14.22	74.22	1:03.76	7	76.22 13.78 *
5	192		Jo BLAKENEY-EDWARDS	Frazer Nash Shelsley	8	8:45.02	15.38	74.05	1:02.85	4	77.33 22.22
6	45		Jeffrey EDWARDS	Alvis Sports Special	8	9:18.70	49.06	69.59	1:06.77	6	72.79 24.54
7	44		Charles MACLEAN	Riley 9	8	9:20.00	50.36	69.43	1:07.50	8	72.00 20.00
8	63		Robert BLAKEMORE	Riley Special	8	9:20.16	50.52	69.41	1:07.21	7	72.31 22.48
9	129		Harry MORTEN	Bentley 3/4.5 Litre	8	9:25.48	55.84	68.76	1:07.08	6	72.45 28.84
10	79		John CLAYTON	Rapier 2 Str	7	8:29.96	1 Lap	66.71	1:08.35	6	71.10 31.51
11	78		Steve ALLEN	Bentley 4 1/4 Litre Special	7	8:42.68	1 Lap	65.09	1:12.22	4	67.29 17.14
12	50		Paul WESTON	Frazer Nash TT Replica	7	8:45.21	1 Lap	64.77	1:12.61	4	66.93 16.94
13	82		Marcus FRIEDER	Riley 12/4	7	8:45.57	1 Lap	64.73	1:11.69	5	67.79 23.74
14	83		Simon KELLEWAY	Riley Sprite 12/4	7	8:45.83	1 Lap	64.70	1:11.91	5	67.58 22.46
15	21		Peter MEYER	Riley Falcon The Rat	7	9:02.21	1 Lap	62.74	1:13.79	7	65.86 25.68
16	88		Simon ETHERINGTON	MG PB	7	9:03.94	1 Lap	62.54	1:14.37	7	65.35 23.35
17	47		Gillian CARR	Frazer Nash TT Rep	7	9:25.34	1 Lap	60.18	1:17.50	2	62.71 22.84
Not-Classified											
	66		Mark GROVES	Frazer Nash Emeryson Sp	5	6:10.29	DNF	65.62	1:11.36	3	68.11
	46		Richard BRIGHTMAN	Riley Nine 12/4 Special	0		Starter				
Fastest Lap											
	32		Guy PLANTE	Alvis Speed 25 Special					1:02.06	2	78.31

Start Time : 12:07

Mallory Park

24 Jun 12 12:18

Clerk of Course:

Time Issued:

Chief Timekeeper:

THESE RESULTS REMAIN PROVISIONAL FOR A MINIMUM OF 30 MINUTES FROM THE TIME OF ISSUE

HS Sports Timing and Results Systems - Results and Lap Times at www.hssports.co.uk

RACE GRID

MALLORY PARK TROPHY RACE

RACE 1

ROW 10	47 01:22.610 Gillian CARR	88 - Simon ETHERINGTON
ROW 9	129 01:21.780 Harry MORTEN	45 01:15.620 Jeffrey EDWARDS
ROW 8	79 01:20.840 John CLAYTON	78 01:21.530 Steve ALLEN
ROW 7	66 01:19.560 Mark GROVES	83 01:20.070 Simon KELLEWAY
ROW 6	44 01:18.470 Charles MACLEAN	82 01:18.820 Marcus FRIEDER
ROW 5	50 01:16.700 Paul WESTON	63 01:17.100 Robert BLAKEMORE
ROW 4	22 01:14.890 Andrew MITCHELL	46 01:15.920 Richard BRIGHTMAN
ROW 3	27 01:13.900 Durward LAWSON	48 01:14.330 Malcolm UNDERWOOD
ROW 2	192 01:12.070 Jo BLAKENEY-EDWARD	31 01:13.080 Richard ILIFFE
ROW 1	40 01:08.010 Ewen GETLEY	32 01:10.590 Guy PLANTE

POLE

MALLORY PARK TROPHY RACE

LAP TIMES - RACE 1

21	Peter MEYER										
	Lap	1	2	3	4	5	6	7	8	9	10
	1	1:29.09	1:16.28	1:16.04	1:15.92	1:15.55	1:15.54	1:13.79			
27	Durward LAWSON										
	Lap	1	2	3	4	5	6	7	8	9	10
	1	1:11.62	1:03.73	1:03.69	1:03.04	1:04.48	1:05.55	1:02.84	1:06.06		
31	Richard ILIFFE										
	Lap	1	2	3	4	5	6	7	8	9	10
	1	1:11.97	1:03.99	1:04.64	1:03.22	1:04.01	1:05.05	1:02.76	1:06.33		
32	Guy PLANTE										
	Lap	1	2	3	4	5	6	7	8	9	10
	1	1:06.85	1:02.06	1:02.52	1:03.27	1:03.92	1:03.20	1:04.88	1:02.94		
40	Ewen GETLEY										
	Lap	1	2	3	4	5	6	7	8	9	10
	1	1:10.21	1:04.60	1:05.23	1:05.02	1:04.23	1:04.68	1:03.76	1:06.13		
44	Charles MACLEAN										
	Lap	1	2	3	4	5	6	7	8	9	10
	1	1:22.17	1:09.29	1:08.63	1:09.46	1:07.87	1:07.56	1:07.52	1:07.50		
45	Jeffrey EDWARDS										
	Lap	1	2	3	4	5	6	7	8	9	10
	1	1:22.89	1:09.88	1:07.91	1:08.05	1:08.71	1:06.77	1:07.15	1:07.34		
47	Gillian CARR										
	Lap	1	2	3	4	5	6	7	8	9	10
	1	1:30.12	1:17.50	1:18.81	1:19.62	1:20.11	1:19.98	1:19.20			
50	Paul WESTON										
	Lap	1	2	3	4	5	6	7	8	9	10
	1	1:21.94	1:14.93	1:14.98	1:12.61	1:12.69	1:13.41	1:14.65			
63	Robert BLAKEMORE										
	Lap	1	2	3	4	5	6	7	8	9	10
	1	1:19.51	1:10.37	1:10.23	1:09.55	1:08.28	1:07.64	1:07.21	1:07.37		
66	Mark GROVES										
	Lap	1	2	3	4	5	6	7	8	9	10
	1	1:22.49	1:12.95	1:11.36	1:11.81	1:11.68					
78	Steve ALLEN										
	Lap	1	2	3	4	5	6	7	8	9	10
	1	1:24.31	1:13.15	1:13.24	1:12.22	1:12.91	1:12.24	1:14.61			
79	John CLAYTON										
	Lap	1	2	3	4	5	6	7	8	9	10
	1	1:28.73	1:11.70	1:12.01	1:10.83	1:09.21	1:08.35	1:09.13			

82	Marcus FRIEDER										
	Lap	1	2	3	4	5	6	7	8	9	10
	1	1:24.14	1:15.16	1:13.03	1:12.49	1:11.69	1:11.97	1:17.09			

83	Simon KELLEWAY										
	Lap	1	2	3	4	5	6	7	8	9	10
	1	1:26.01	1:14.21	1:13.17	1:12.61	1:11.91	1:12.89	1:15.03			

88	Simon ETHERINGTON										
	Lap	1	2	3	4	5	6	7	8	9	10
	1	1:30.02	1:16.27	1:15.76	1:17.30	1:15.07	1:15.15	1:14.37			

129	Harry MORTEN										
	Lap	1	2	3	4	5	6	7	8	9	10
	1	1:26.34	1:10.85	1:09.75	1:08.25	1:08.14	1:07.08	1:07.88	1:07.19		

192	Jo BLAKENEY-EDWARDS										
	Lap	1	2	3	4	5	6	7	8	9	10
	1	1:10.65	1:05.06	1:04.53	1:02.85	1:05.01	1:06.31	1:03.55	1:07.06		

Lap Chart

MALLORY PARK TROPHY RACE - RACE 1

Lap 1		Lap 2		Lap 3		Lap 4		Lap 5		Lap 6		Lap 7		Lap 8		Lap 9		Lap 10	
No	Time	No	Time	No	Time	No	Time	No	Time	No	Time	No	Time	No	Time	No	Time	No	Time
32	1:06.85	32	2:08.91	32	3:11.43	32	4:14.70	32	5:18.62	32	6:21.82	32	7:26.70	32	8:29.64				
40	1:10.21	40	2:14.81	27	3:19.04	27	4:22.08	88	5:19.35 *1	27	6:32.11	78	7:28.07 *1	79	8:29.96 *1				
192	1:10.65	27	2:15.35	40	3:20.04	192	4:23.09	47	5:26.05 *1	21	6:32.88 *1	82	7:28.48 *1	27	8:41.01				
27	1:11.62	192	2:15.71	192	3:20.24	31	4:23.82	27	5:26.56	31	6:32.88	50	7:30.56 *1	31	8:41.97				
31	1:11.97	31	2:15.96	31	3:20.60	40	4:25.06	31	5:27.83	40	6:33.97	83	7:30.80 *1	78	8:42.68 *1				
63	1:19.51	63	2:29.88	44	3:40.09	45	4:48.73	192	5:28.10	192	6:34.41	27	7:34.95	40	8:43.86				
50	1:21.94	44	2:31.46	63	3:40.11	44	4:49.55	40	5:29.29	88	6:34.42 *1	31	7:35.64	192	8:45.02				
44	1:22.17	45	2:32.77	45	3:40.68	63	4:49.66	44	5:57.42	47	6:46.16 *1	40	7:37.73	50	8:45.21 *1				
66	1:22.49	66	2:35.44	66	3:46.80	129	4:55.19	45	5:57.44	45	7:04.21	192	7:37.96	82	8:45.57 *1				
45	1:22.89	50	2:36.87	129	3:46.94	66	4:58.61	63	5:57.94	44	7:04.98	21	7:48.42 *1	83	8:45.83 *1				
82	1:24.14	129	2:37.19	78	3:50.70	78	5:02.92	129	6:03.33	63	7:05.58	88	7:49.57 *1	21	9:02.21 *1				
78	1:24.31	78	2:37.46	50	3:51.85	79	5:03.27	66	6:10.29	129	7:10.41	47	8:06.14 *1	88	9:03.94 *1				
83	1:26.01	82	2:39.30	82	3:52.33	50	5:04.46	79	6:12.48	79	7:20.83	45	8:11.36	45	9:18.70				
129	1:26.34	83	2:40.22	79	3:52.44	82	5:04.82	78	6:15.83			44	8:12.50	44	9:20.00				
79	1:28.73	79	2:40.43	83	3:53.39	83	5:06.00	82	6:16.51			63	8:12.79	63	9:20.16				
21	1:29.09	21	2:45.37	21	4:01.41	21	5:17.33	50	6:17.15			129	8:18.29	47	9:25.34 *1				
88	1:30.02	88	2:46.29	88	4:02.05			83	6:17.91					129	9:25.48				
47	1:30.12	47	2:47.62	47	4:06.43														



The Vintage Sports-Car Club

SCRATCH RACE FOR PRE-WAR CARS

RESULT - RACE 2

Pl	No	Cl	Name	Car	Laps	Time	Behind	MPH	Best Lap on	MPH	Handicap
1	1		Mark GILLIES	ERA R3A	6	5:48.50		83.67	55.25	2	87.96
2	5		Stephen SHOOSMITH	Bugatti T51	6	6:06.16	17.66	79.64	59.35	2	81.89
3	32		Guy PLANTE	Alvis Speed 25 Special	6	6:15.33	26.83	77.69	1:00.88	2	79.83
4	18		Tim GREENHILL	Wolseley Hornet Special	6	6:17.51	29.01	77.24	1:00.66	4	80.12 13.55
5	192		Jo BLAKENEY-EDWARDS	Frazer Nash Shelsley	6	6:23.85	35.35	75.97	1:02.36	2	77.93 9.69 *
6	28		Simon STOKES	Riley Treen	6	6:38.90	50.40	73.10	1:02.82	2	77.36 21.98
7	134		Andrew KELLOCK	Fiat AC	6	6:45.52	57.02	71.91	1:05.62	5	74.06 11.80
8	37		Julian GRIMWADE	Lagonda Rapier	6	6:45.62	57.12	71.89	1:05.53	2	74.16 12.44
9	193		Stuart MORLEY	Bentley 3/4 1/2 Litre	6	6:47.24	58.74	71.60	1:04.83	6	74.97 18.26
10	45		Jeffrey EDWARDS	Alvis Sports Special	6	6:49.28	1:00.78	71.25	1:05.62	3	74.06 15.56
11	29		Rod KING	Delage Special	6	6:50.72	1:02.22	71.00	1:05.55	4	74.14 17.42
12	196		Peter MORLEY	Bentley 3/4 1/2 Litre	5	5:54.80	1 Lap	68.49	1:08.64	4	70.80 11.60
13	72		Peter BUTLER	Bentley 3/4.5 Litre	5	6:17.16	1 Lap	64.43	1:12.69	5	66.86 13.71
14	198		David SEBER	Wolseley Hornet Special	5	6:19.95	1 Lap	63.96	1:13.43	5	66.19 12.80
15	75		Philip BEWLEY	Bugatti T35	5	6:47.19	1 Lap	59.68	1:17.52	2	62.69 19.59

Fastest Lap

1 Mark GILLIES ERA R3A 55.25 2 87.96

No 32 Transponder needs changing

Start Time : 12:57

Mallory Park

24 Jun 12 13:07

Clerk of Course:

Time Issued:

Chief Timekeeper:

THESE RESULTS REMAIN PROVISIONAL FOR A MINIMUM OF 30 MINUTES FROM THE TIME OF ISSUE

HS Sports Timing and Results Systems - Results and Lap Times at www.hssports.co.uk


RACE GRID

SCRATCH RACE FOR PRE-WAR CARS

RACE 2

ROW 8	75 01:24.610 Philip BEWLEY	
ROW 7	196 01:17.120 Peter MORLEY	72 01:21.760 Peter BUTLER
ROW 6	198 01:16.130 David SEBER	29 01:16.580 Rod KING
ROW 5	37 01:15.320 Julian GRIMWADE	45 01:15.620 Jeffrey EDWARDS
ROW 4	18 01:13.050 Tim GREENHILL	28 01:13.130 Simon STOKES
ROW 3	134 01:12.050 Andrew KELLOCK	192 01:12.070 Jo BLAKENEY-EDWARD
ROW 2	193 - Stuart MORLEY	32 01:10.590 Guy PLANTE
ROW 1	1 01:00.470 Mark GILLIES	5 01:04.180 Stephen SHOOSMITH

POLE



SCRATCH RACE FOR PRE-WAR CARS

LAP TIMES - RACE 2

1	Mark GILLIES										
	Lap	1	2	3	4	5	6	7	8	9	10
	1	1:02.82	55.25	55.61	58.42	57.09	59.31				
5	Stephen SHOOSMITH										
	Lap	1	2	3	4	5	6	7	8	9	10
	1	1:05.58	59.35	1:00.09	59.80	1:00.65	1:00.69				
18	Tim GREENHILL										
	Lap	1	2	3	4	5	6	7	8	9	10
	1	1:10.25	1:00.75	1:01.41	1:00.66	1:02.10	1:02.34				
28	Simon STOKES										
	Lap	1	2	3	4	5	6	7	8	9	10
	1	1:11.84	1:02.82	1:03.63	1:06.19	1:06.99	1:07.43				
29	Rod KING										
	Lap	1	2	3	4	5	6	7	8	9	10
	1	1:16.69	1:06.55	1:07.15	1:05.55	1:07.40	1:07.38				
32	Guy PLANTE										
	Lap	1	2	3	4	5	6	7	8	9	10
	1	1:06.98	1:00.88	1:01.73	1:01.19	1:01.79	1:02.76				
37	Julian GRIMWADE										
	Lap	1	2	3	4	5	6	7	8	9	10
	1	1:15.19	1:05.53	1:06.33	1:06.41	1:05.68	1:06.48				
45	Jeffrey EDWARDS										
	Lap	1	2	3	4	5	6	7	8	9	10
	1	1:16.39	1:06.79	1:05.62	1:06.65	1:07.26	1:06.57				
72	Peter BUTLER										
	Lap	1	2	3	4	5	6	7	8	9	10
	1	1:22.20	1:14.50	1:14.81	1:12.96	1:12.69					
75	Philip BEWLEY										
	Lap	1	2	3	4	5	6	7	8	9	10
	1	1:34.48	1:17.52	1:18.06	1:18.94	1:18.19					
134	Andrew KELLOCK										
	Lap	1	2	3	4	5	6	7	8	9	10
	1	1:14.23	1:06.36	1:06.24	1:06.58	1:05.62	1:06.49				
192	Jo BLAKENEY-EDWARDS										
	Lap	1	2	3	4	5	6	7	8	9	10
	1	1:08.35	1:02.36	1:03.24	1:03.00	1:03.50	1:03.40				
193	Stuart MORLEY										
	Lap	1	2	3	4	5	6	7	8	9	10
	1	1:15.58	1:06.86	1:06.15	1:07.01	1:06.81	1:04.83				

196 Peter MORLEY

Lap	1	2	3	4	5	6	7	8	9	10
1	1:18.59	1:09.30	1:09.44	1:08.64	1:08.83					

198 David SEBER

Lap	1	2	3	4	5	6	7	8	9	10
1	1:23.07	1:14.60	1:15.06	1:13.79	1:13.43					

Lap Chart

SCRATCH RACE FOR PRE-WAR CARS - RACE 2

Lap 1		Lap 2		Lap 3		Lap 4		Lap 5		Lap 6		Lap 7		Lap 8		Lap 9		Lap 10	
No	Time	No	Time	No	Time	No	Time	No	Time	No	Time	No	Time	No	Time	No	Time	No	Time
1	1:02.82	1	1:58.07	1	2:53.68	1	3:52.10	1	4:49.19	1	5:48.50								
5	1:05.58	5	2:04.93	5	3:05.02	198	3:52.73 *1	72	5:04.47 *1	196	5:54.80 *1								
32	1:06.98	32	2:07.86	32	3:09.59	5	4:04.82	5	5:05.47	5	6:06.16								
192	1:08.35	192	2:10.71	18	3:12.41	75	4:10.06 *1	198	5:06.52 *1	32	6:15.33								
18	1:10.25	18	2:11.00	192	3:13.95	32	4:10.78	32	5:12.57	72	6:17.16 *1								
28	1:11.84	28	2:14.66	28	3:18.29	18	4:13.07	18	5:15.17	18	6:17.51								
134	1:14.23	134	2:20.59	134	3:26.83	192	4:16.95	192	5:20.45	198	6:19.95 *1								
37	1:15.19	37	2:20.72	37	3:27.05	28	4:24.48	75	5:29.00 *1	192	6:23.85								
193	1:15.58	193	2:22.44	193	3:28.59	134	4:33.41	28	5:31.47	28	6:38.90								
45	1:16.39	45	2:23.18	45	3:28.80	37	4:33.46	134	5:39.03	134	6:45.52								
29	1:16.69	29	2:23.24	29	3:30.39	45	4:35.45	37	5:39.14	37	6:45.62								
196	1:18.59	196	2:27.89	196	3:37.33	193	4:35.60	193	5:42.41	75	6:47.19 *1								
72	1:22.20	72	2:36.70	72	3:51.51	29	4:35.94	45	5:42.71	193	6:47.24								
198	1:23.07	198	2:37.67			196	4:45.97	29	5:43.34	45	6:49.28								
75	1:34.48	75	2:52.00							29	6:50.72								



The Vintage Sports-Car Club

JOHN TAYLOR MEMORIAL RACE

RESULT - RACE 3

Pl	No	Cl	Name	Car	Laps	Time	Behind	MPH	Best Lap on	MPH Handicap
1	1		Jon MILICEVIC	COOPER T59 1098cc	12	10:17.51		94.44	50.50	10 96.24
2	53		Sam WILSON	Cooper T59	12	10:21.98	4.47	93.77	50.59	10 96.07
3	77		Steve SMITH	Cooper T59	12	10:44.11	26.60	90.54	52.31	6 92.91
4	25		Andrew TART	Bond Formula Junior Mon	12	11:11.00	53.49	86.92	54.83	7 88.64 13.04 *
5	181		Gordon RUSSELL	Gemini MKII	11	10:39.81	1 Lap	83.56	56.48	9 86.05 18.53
6	110		Gil DUFFY	Bond FJ	11	10:42.68	1 Lap	83.18	56.70	11 85.71 18.98
7	121		John ARNOLD	Elva 100	11	10:49.01	1 Lap	82.37	57.76	6 84.14 13.65
8	49		Phoebe ROLT	Elva FJ Type 200	11	10:57.61	1 Lap	81.29	58.05	10 83.72 19.06
9	61		George DIFFEY	Lotus 20	11	10:57.92	1 Lap	81.26	55.39	10 87.74 48.63
10	41		Peter FENICHEL	FJ Cooper T56	11	11:06.03	1 Lap	80.27	58.13	7 83.61 26.60
11	27		Paul DIXON	Gemini MK II	11	11:06.23	1 Lap	80.24	57.51	11 84.51 33.62
12	99		Simon JONES	Elva 100	11	11:14.48	1 Lap	79.26	59.09	9 82.25 24.49
13	26		Roger DEXTER	Elva 100	11	11:15.58	1 Lap	79.13	59.00	10 82.37 26.58
14	19		Jan BIEKENS	Stanguellini FJ	10	10:19.45	2 Laps	78.46	59.90	9 81.14 20.45
15	37		Martin SHEPPARD	Stanguellini FJ	10	10:23.75	2 Laps	77.92	1:00.57	6 80.24 18.05
16	3		Richard PUGH	Stanguellini FJ	10	11:06.25	2 Laps	72.95	1:05.01	7 74.76 16.15
<u>Not-Classified</u>										
	20		Pat BARFORD	Stanguellini FJ	5	5:18.10	DNF	76.39	1:00.82	2 79.91
<u>Fastest Lap</u>										
	1		Jon MILICEVIC	COOPER T59 1098cc					50.50	10 96.24

Start Time : 13:09

Mallory Park

24 Jun 12 13:23

Clerk of Course:

Time Issued:

Chief Timekeeper:

THESE RESULTS REMAIN PROVISIONAL FOR A MINIMUM OF 30 MINUTES FROM THE TIME OF ISSUE

HS Sports Timing and Results Systems - Results and Lap Times at www.hssports.co.uk

RACE GRID

JOHN TAYLOR MEMORIAL RACE

RACE 3

ROW 10

ROW 9

ROW 8

ROW 7

ROW 6

ROW 5

ROW 4

ROW 3

ROW 2

ROW 1

27 01:13.270
Paul DIXON

3 01:14.310
Richard PUGH

20 01:10.020
Pat BARFORD

99 01:12.780
Simon JONES

19 01:09.750
Jan BIEKENS

34 01:10.010
Richard ELLINGWORTH

37 01:09.230
Martin SHEPPARD

26 01:09.470
Roger DEXTER

49 01:08.250
Phoebe ROLT

41 01:08.410
Peter FENICHEL

110 01:07.750
Gil DUFFY

181 01:08.060
Gordon RUSSELL

25 01:04.490
Andrew TART

61 01:05.290
George DIFFEY

121 01:02.820
John ARNOLD

77 01:04.310
Steve SMITH

53 01:01.160
Sam WILSON

1 01:02.490
Jon MILICEVIC

POLE

JOHN TAYLOR MEMORIAL RACE

LAP TIMES - RACE 3

1	Jon MILICEVIC									
Lap	1	2	3	4	5	6	7	8	9	10
1	56.20	50.86	50.83	50.90	50.56	51.74	51.47	50.76	51.65	50.50
11	50.65	51.39								

3	Richard PUGH									
Lap	1	2	3	4	5	6	7	8	9	10
1	1:14.93	1:08.09	1:05.85	1:05.45	1:05.08	1:05.04	1:05.01	1:05.28	1:06.43	1:05.09

19	Jan BIEKENS									
Lap	1	2	3	4	5	6	7	8	9	10
1	1:10.18	1:00.08	1:00.74	1:00.82	1:02.04	1:01.34	1:03.20	59.96	59.90	1:01.19

20	Pat BARFORD									
Lap	1	2	3	4	5	6	7	8	9	10
1	1:12.21	1:00.82	1:02.18	1:01.22	1:01.67					

25	Andrew TART									
Lap	1	2	3	4	5	6	7	8	9	10
1	1:03.22	55.67	55.33	55.19	55.28	54.95	54.83	54.92	54.88	54.94
11	56.33	55.46								

26	Roger DEXTER									
Lap	1	2	3	4	5	6	7	8	9	10
1	1:09.87	1:02.79	1:01.72	59.69	1:02.08	59.44	1:01.39	1:00.20	59.47	59.00
11	59.93									

27	Paul DIXON									
Lap	1	2	3	4	5	6	7	8	9	10
1	1:12.59	1:00.50	59.84	59.65	1:04.85	59.07	58.57	57.88	58.01	57.76
11	57.51									

37	Martin SHEPPARD									
Lap	1	2	3	4	5	6	7	8	9	10
1	1:12.78	1:01.83	1:01.50	1:01.98	1:01.12	1:00.57	1:00.79	1:00.70	1:01.14	1:01.34

41	Peter FENICHEL									
Lap	1	2	3	4	5	6	7	8	9	10
1	1:10.69	1:00.05	1:01.27	1:00.20	1:00.45	59.31	58.13	1:00.22	58.55	58.42
11	58.74									

49	Phoebe ROLT									
Lap	1	2	3	4	5	6	7	8	9	10
1	1:07.56	58.72	59.21	58.44	59.64	59.62	58.30	59.78	59.38	58.05
11	58.91									

53	Sam WILSON									
Lap	1	2	3	4	5	6	7	8	9	10
1	56.72	51.04	50.94	51.52	50.96	54.24	51.35	51.00	51.25	50.59
11	51.42	50.95								

61	George DIFFEY									
Lap	1	2	3	4	5	6	7	8	9	10
1	1:18.90	59.75	57.90	58.47	59.46	59.83	57.00	56.78	55.63	55.39
11	58.81									
77	Steve SMITH									
Lap	1	2	3	4	5	6	7	8	9	10
1	59.60	52.62	52.49	52.67	52.83	52.31	54.45	54.22	53.18	52.77
11	53.97	53.00								
99	Simon JONES									
Lap	1	2	3	4	5	6	7	8	9	10
1	1:13.28	1:01.67	1:01.20	1:00.47	1:01.28	59.91	59.38	59.45	59.09	59.32
11	59.43									
110	Gil DUFFY									
Lap	1	2	3	4	5	6	7	8	9	10
1	1:06.95	57.50	57.44	57.90	57.75	57.13	57.95	58.56	56.93	57.87
11	56.70									
121	John ARNOLD									
Lap	1	2	3	4	5	6	7	8	9	10
1	1:04.73	57.99	58.18	58.60	59.33	57.76	58.18	58.43	58.76	58.16
11	58.89									
181	Gordon RUSSELL									
Lap	1	2	3	4	5	6	7	8	9	10
1	1:07.85	58.65	57.46	57.07	56.93	57.02	57.32	57.69	56.48	56.55
11	56.79									

Lap Chart

JOHN TAYLOR MEMORIAL RACE - RACE 3

Lap 1		Lap 2		Lap 3		Lap 4		Lap 5		Lap 6		Lap 7		Lap 8		Lap 9		Lap 10	
No	Time	No	Time	No	Time	No	Time	No	Time	No	Time	No	Time	No	Time	No	Time	No	Time
1	56.20	1	1:47.06	1	2:37.89	1	3:28.79	1	4:19.35	1	5:11.09	1	6:02.56	1	6:53.32	1	7:44.97	1	8:35.47
53	56.72	53	1:47.76	53	2:38.70	3	3:28.87 *1	53	4:21.18	41	5:12.66 *1	49	6:03.19 *1	121	6:54.77 *1	53	7:49.02	53	8:39.61
77	59.60	77	1:52.22	77	2:44.71	53	3:30.22	77	4:30.21	19	5:13.86 *1	53	6:06.77	53	6:57.77	3	7:49.45 *2	181	8:46.47 *1
25	1:03.22	25	1:58.89	25	2:54.22	77	3:37.38	3	4:34.32 *1	61	5:14.48 *1	41	6:11.97 *1	49	7:01.49 *1	181	7:49.99 *1	110	8:48.11 *1
121	1:04.73	121	2:02.72	121	3:00.90	25	3:49.41	25	4:44.69	53	5:15.42	61	6:14.31 *1	41	7:10.10 *1	110	7:51.18 *1	121	8:51.96 *1
110	1:06.95	110	2:04.45	110	3:01.89	121	3:59.50	110	4:57.54	26	5:16.15 *1	19	6:15.20 *1	77	7:11.19	121	7:53.20 *1	3	8:54.73 *2
49	1:07.56	49	2:06.28	181	3:03.96	110	3:59.79	181	4:57.96	27	5:17.43 *1	26	6:15.59 *1	61	7:11.31 *1	49	8:01.27 *1	77	8:57.14
181	1:07.85	181	2:06.50	49	3:05.49	181	4:01.03	121	4:58.83	99	5:17.90 *1	27	6:16.50 *1	27	7:15.07 *1	77	8:04.37	49	9:00.65 *1
26	1:09.87	19	2:10.26	19	3:11.00	49	4:03.93	49	5:03.57	20	5:18.10 *1	77	6:16.97	26	7:16.98 *1	61	8:08.09 *1	61	9:03.72 *1
19	1:10.18	41	2:10.74	41	3:12.01	19	4:11.82			37	5:19.21 *1	99	6:17.81 *1	99	7:17.19 *1	41	8:10.32 *1	41	9:08.87 *1
41	1:10.69	26	2:12.66	27	3:12.93	41	4:12.21			77	5:22.52	37	6:19.78 *1	19	7:18.40 *1	27	8:12.95 *1	27	9:10.96 *1
20	1:12.21	20	2:13.03	26	3:14.38	27	4:12.58			3	5:39.40 *1	25	6:34.47	37	7:20.57 *1	99	8:16.64 *1	99	9:15.73 *1
27	1:12.59	27	2:13.09	20	3:15.21	26	4:14.07			25	5:39.64	3	6:44.44 *1	25	7:29.39	26	8:17.18 *1	26	9:16.65 *1
37	1:12.78	37	2:14.61	37	3:16.11	61	4:15.02			110	5:54.67	181	6:52.30			19	8:18.36 *1	19	9:18.26 *1
99	1:13.28	99	2:14.95	99	3:16.15	20	4:16.43			181	5:54.98	110	6:52.62			37	8:21.27 *1	25	9:19.21
3	1:14.93	61	2:18.65	61	3:16.55	99	4:16.62			121	5:56.59					25	8:24.27	37	9:22.41 *1
61	1:18.90	3	2:23.02			37	4:18.09												

Lap Chart

JOHN TAYLOR MEMORIAL RACE - RACE 3

Lap 11		Lap 12		Lap 13		Lap 14		Lap 15		Lap 16		Lap 17		Lap 18		Lap 19		Lap 20	
No	Time	No	Time	No	Time	No	Time	No	Time	No	Time	No	Time	No	Time	No	Time	No	Time
1	9:26.12	1	10:17.51																
53	9:31.03	19	10:19.45 *2																
181	9:43.02 *1	53	10:21.98																
110	9:45.98 *1	37	10:23.75 *2																
121	9:50.12 *1	181	10:39.81 *1																
77	9:51.11	110	10:42.68 *1																
49	9:58.70 *1	77	10:44.11																
61	9:59.11 *1	121	10:49.01 *1																
3	10:01.16 *2	49	10:57.61 *1																
41	10:07.29 *1	61	10:57.92 *1																
27	10:08.72 *1	41	11:06.03 *1																
99	10:15.05 *1	27	11:06.23 *1																
25	10:15.54	3	11:06.25 *2																
26	10:15.65 *1	25	11:11.00																
		99	11:14.48 *1																
		26	11:15.58 *1																



The Vintage Sports-Car Club

HANDICAP RACE FOR PRE-WAR CARS

RESULT - RACE 4

PI	No	CI	Name	Car	Laps	Time	Behind	MPH	Best Lap on	MPH
1	72		Peter BUTLER	Bentley 3/4.5 Litre	6	7:31.50		66.80	1:09.65	5 69.78
2	85		Terry MCGRATH	Amilcar CGSs	6	7:39.20	7.70	63.50	1:14.61	5 65.14
3	78		Steve ALLEN	Bentley 4 1/4 Litre Special	6	7:43.90	12.40	64.96	1:11.78	5 67.71
4	88		Simon ETHERINGTON	MG PB	6	7:50.67	19.17	61.95	1:15.26	6 64.58
5	106		Oliver RICHARDSON	MG Monthlery	6	7:52.83	21.33	61.67	1:16.33	5 63.67
6	75		Philip BEWLEY	Bugatti T35	6	7:52.94	21.44	62.99	1:14.23	6 65.47
7	82		Marcus FRIEDER	Riley 12/4	6	7:54.47	22.97	64.16	1:10.97	2 68.48
8	84		Cyril HANCOCK	Fiat New Balilla	6	7:54.70	23.20	62.75	1:12.99	5 66.58
9	94		Dennis JOHNSON	Frazer Nash Colmore	6	7:55.33	23.83	63.35	1:13.47	5 66.15
10	61		Julian BROWNRIDGE	Wolseley Hornet Special	6	8:00.28	28.78	62.67	1:14.27	6 65.44
11	90		Hamish MCNINCH	MG C-Type Monthlery	6	8:01.19	29.69	62.55	1:14.56	6 65.18
12	83		Simon KELLEWAY	Riley Sprite 12/4	6	8:01.90	30.40	62.45	1:14.74	6 65.03
13	102		Andrew CROYS DILL	Riley 12/4	6	8:02.72	31.22	62.34	1:14.94	6 64.85
14	111		Michael NEW	Riley 12/4	6	8:11.87	40.37	59.28	1:18.71	5 61.75
15	73		Bob TOWELL	Morgan 200 Mile Aero	6	8:12.22	40.72	59.24	1:20.52	4 60.36
16	69		David ASPLIN	Austin 7 Ulster Replica	6	8:17.93	46.43	58.56	1:18.27	2 62.09
17	80		Ian FYFE	Alvis 12/70 Special	6	8:49.00	1:17.50	56.73	1:21.20	6 59.85
<u>Not-Classified</u>										
	191		James BAKER	Riley Brooklands	3	4:40.64	DNF	54.89	1:22.76	3 58.72
<u>Fastest Lap</u>										
	72		Peter BUTLER	Bentley 3/4.5 Litre					1:09.65	5 69.78

Start Time : 13:26

Mallory Park

24 Jun 12 13:42

Clerk of Course:

Time Issued:

Chief Timekeeper:

THESE RESULTS REMAIN PROVISIONAL FOR A MINIMUM OF 30 MINUTES FROM THE TIME OF ISSUE

HS Sports Timing and Results Systems - Results and Lap Times at www.hssports.co.uk

HANDICAP RACE FOR PRE-WAR CARS

LAP TIMES - RACE 4

61	Julian BROWNRIDGE										
	Lap	1	2	3	4	5	6	7	8	9	10
	1	1:41.96	1:15.13	1:15.36	1:16.99	1:16.57	1:14.27				
69	David ASPLIN										
	Lap	1	2	3	4	5	6	7	8	9	10
	1	1:29.38	1:18.27	1:18.78	1:18.80	1:25.23	1:27.47				
72	Peter BUTLER										
	Lap	1	2	3	4	5	6	7	8	9	10
	1	1:35.48	1:11.72	1:13.21	1:11.43	1:09.65	1:10.01				
73	Bob TOWELL										
	Lap	1	2	3	4	5	6	7	8	9	10
	1	1:25.44	1:20.57	1:22.35	1:20.52	1:22.09	1:21.25				
75	Philip BEWLEY										
	Lap	1	2	3	4	5	6	7	8	9	10
	1	1:38.34	1:15.38	1:15.11	1:14.40	1:15.48	1:14.23				
78	Steve ALLEN										
	Lap	1	2	3	4	5	6	7	8	9	10
	1	1:36.97	1:12.81	1:14.93	1:13.89	1:11.78	1:13.52				
80	Ian FYFE										
	Lap	1	2	3	4	5	6	7	8	9	10
	1	1:52.87	1:26.36	1:22.91	1:23.83	1:21.83	1:21.20				
82	Marcus FRIEDER										
	Lap	1	2	3	4	5	6	7	8	9	10
	1	1:47.31	1:10.97	1:12.39	1:18.74	1:11.17	1:13.89				
83	Simon KELLEWAY										
	Lap	1	2	3	4	5	6	7	8	9	10
	1	1:39.91	1:15.70	1:17.22	1:17.46	1:16.87	1:14.74				
84	Cyril HANCOCK										
	Lap	1	2	3	4	5	6	7	8	9	10
	1	1:35.37	1:16.45	1:17.71	1:16.67	1:12.99	1:15.51				
85	Terry MCGRATH										
	Lap	1	2	3	4	5	6	7	8	9	10
	1	1:23.75	1:14.77	1:15.62	1:15.40	1:14.61	1:15.05				
88	Simon ETHERINGTON										
	Lap	1	2	3	4	5	6	7	8	9	10
	1	1:25.68	1:17.47	1:16.02	1:16.37	1:19.87	1:15.26				
90	Hamish MCNINCH										
	Lap	1	2	3	4	5	6	7	8	9	10
	1	1:39.46	1:14.72	1:17.54	1:18.26	1:16.65	1:14.56				

94	Dennis JOHNSON										
	Lap	1	2	3	4	5	6	7	8	9	10
	1	1:41.09	1:15.03	1:14.01	1:16.59	1:13.47	1:15.14				

102	Andrew CROYSDILL										
	Lap	1	2	3	4	5	6	7	8	9	10
	1	1:42.28	1:15.32	1:16.12	1:17.31	1:16.75	1:14.94				

106	Oliver RICHARDSON										
	Lap	1	2	3	4	5	6	7	8	9	10
	1	1:26.58	1:19.48	1:17.32	1:16.76	1:16.33	1:16.36				

111	Michael NEW										
	Lap	1	2	3	4	5	6	7	8	9	10
	1	1:28.86	1:20.89	1:22.28	1:21.88	1:18.71	1:19.25				

191	James BAKER										
	Lap	1	2	3	4	5	6	7	8	9	10
	1	1:51.40	1:26.48	1:22.76							

Lap Chart

HANDICAP RACE FOR PRE-WAR CARS - RACE 4

Lap 1		Lap 2		Lap 3		Lap 4		Lap 5		Lap 6		Lap 7		Lap 8		Lap 9		Lap 10	
No	Time	No	Time	No	Time	No	Time	No	Time	No	Time	No	Time	No	Time	No	Time	No	Time
85	1:23.75	85	2:38.52	85	3:54.14	85	5:09.54	72	6:21.49	72	7:31.50								
73	1:25.44	88	2:43.15	88	3:59.17	72	5:11.84	85	6:24.15	85	7:39.20								
88	1:25.68	73	2:46.01	72	4:00.41	88	5:15.54	78	6:30.38	78	7:43.90								
106	1:26.58	106	2:46.06	106	4:03.38	78	5:18.60	88	6:35.41	88	7:50.67								
111	1:28.86	72	2:47.20	78	4:04.71	106	5:20.14	106	6:36.47	106	7:52.83								
69	1:29.38	69	2:47.65	69	4:06.43	75	5:23.23	75	6:38.71	75	7:52.94								
84	1:35.37	111	2:49.75	73	4:08.36	69	5:25.23	84	6:39.19	82	7:54.47								
72	1:35.48	78	2:49.78	75	4:08.83	84	5:26.20	94	6:40.19	84	7:54.70								
78	1:36.97	84	2:51.82	84	4:09.53	94	5:26.72	82	6:40.58	94	7:55.33								
75	1:38.34	75	2:53.72	94	4:10.13	73	5:28.88	61	6:46.01	61	8:00.28								
90	1:39.46	90	2:54.18	82	4:10.67	82	5:29.41	90	6:46.63	90	8:01.19								
83	1:39.91	83	2:55.61	90	4:11.72	61	5:29.44	83	6:47.16	83	8:01.90								
94	1:41.09	94	2:56.12	111	4:12.03	90	5:29.98	102	6:47.78	102	8:02.72								
61	1:41.96	61	2:57.09	61	4:12.45	83	5:30.29	69	6:50.46	111	8:11.87								
102	1:42.28	102	2:57.60	83	4:12.83	102	5:31.03	73	6:50.97	73	8:12.22								
82	1:47.31	82	2:58.28	102	4:13.72	111	5:33.91	111	6:52.62	69	8:17.93								
191	1:51.40	191	3:17.88	191	4:40.64	80	6:05.97	80	7:27.80	80	8:49.00								
80	1:52.87	80	3:19.23	80	4:42.14														



The Vintage Sports-Car Club

VINTAGE RACING CARS

RESULT - RACE 5

Pl	No	Cl	Name	Car	Laps	Time	Behind	MPH	Best Lap on	MPH Handicap
1	9		Tony LEES	AC/GN Cognac	10	9:57.54		81.33	58.42	7 83.19
2	3		Robert CARR	AC/GN Special	10	9:59.13	1.59	81.12	58.81	8 82.64
3	12		Duncan WOOD	Morgan Super Aero	10	10:13.11	15.57	79.27	1:00.13	5 80.82
4	24		Gary CAROLINE	Morgan Super Aero	10	10:23.36	25.82	77.96	1:00.19	2 80.74 21.46
5	17		Richard SCALDWELL	GN/JAP Grand Prix	10	10:40.10	42.56	75.93	1:01.37	4 79.19 26.40
6	93		Clive MORLEY	Bentley 3/4 1/2 Litre	10	10:41.92	44.38	75.71	1:02.91	7 77.25 12.82 *
7	10		Chris HUDSON	Bugatti T35B	10	10:42.70	45.16	75.62	1:02.09	3 78.27 21.80
8	23		Paul BULLETT	Frazer Nash Super Sports	9	10:02.30	1 Lap	72.62	1:04.92	3 74.86 18.02
9	74		Richard HUDSON	Bentley 3/4.5 Litre	9	10:51.57	1 Lap	67.13	1:10.44	2 68.99 17.61
10	59		Clive TEMPLE	Amilcar CGSs	9	11:07.37	1 Lap	65.54	1:11.92	2 67.58 20.09
Not-Classified										
	96		James MORLEY	Bentley 3/4 1/2 Litre	5	5:25.79	DNF	74.59	1:02.94	3 77.22
	39		Steven PRYKE	Frazer Nash Slug	5	6:00.68	DNF	67.37	1:08.34	2 71.12

Fastest Lap

9 Tony LEES AC/GN Cognac 58.42 7 83.19

Start Time : 13:40

Mallory Park

24 Jun 12 13:53

Clerk of Course:

Time Issued:

Chief Timekeeper:

THESE RESULTS REMAIN PROVISIONAL FOR A MINIMUM OF 30 MINUTES FROM THE TIME OF ISSUE

HS Sports Timing and Results Systems - Results and Lap Times at www.hssports.co.uk


RACE GRID

VINTAGE RACING CARS

RACE 5

ROW 6	74 01:16.550 Richard HUDSON	59 01:17.890 Clive TEMPLE
ROW 5	96 01:08.430 James MORLEY	39 01:12.100 Steven PRYKE
ROW 4	10 01:06.120 Chris HUDSON	23 01:08.060 Paul BULLETT
ROW 3	17 01:05.620 Richard SCALDWELL	93 01:05.880 Clive MORLEY
ROW 2	9 01:04.500 Tony LEES	24 01:04.820 Gary CAROLINE
ROW 1	3 01:01.640 Robert CARR	12 01:03.510 Duncan WOOD

POLE



VINTAGE RACING CARS

LAP TIMES - RACE 5

3	Robert CARR										
	Lap	1	2	3	4	5	6	7	8	9	10
	1	1:05.55	59.37	59.27	59.72	59.58	59.52	59.04	58.81	59.11	59.16
9	Tony LEES										
	Lap	1	2	3	4	5	6	7	8	9	10
	1	1:05.95	59.33	59.51	59.31	58.99	59.09	58.42	58.63	59.02	59.29
10	Chris HUDSON										
	Lap	1	2	3	4	5	6	7	8	9	10
	1	1:10.97	1:02.94	1:02.09	1:04.80	1:02.76	1:02.57	1:02.64	1:03.22	1:03.62	1:07.09
12	Duncan WOOD										
	Lap	1	2	3	4	5	6	7	8	9	10
	1	1:07.51	1:00.25	1:00.17	1:00.27	1:00.13	1:00.31	1:00.73	1:00.62	1:01.29	1:01.83
17	Richard SCALDWELL										
	Lap	1	2	3	4	5	6	7	8	9	10
	1	1:08.29	1:01.78	1:01.91	1:01.37	1:02.38	1:02.03	1:03.86	1:04.19	1:06.65	1:07.64
23	Paul BULLETT										
	Lap	1	2	3	4	5	6	7	8	9	10
	1	1:14.56	1:05.96	1:04.92	1:05.30	1:06.14	1:06.34	1:05.74	1:06.55	1:06.79	
24	Gary CAROLINE										
	Lap	1	2	3	4	5	6	7	8	9	10
	1	1:06.88	1:00.19	1:01.16	1:01.06	1:01.67	1:02.03	1:02.27	1:02.88	1:02.71	1:02.51
39	Steven PRYKE										
	Lap	1	2	3	4	5	6	7	8	9	10
	1	1:15.86	1:08.34	1:08.58	1:11.91	1:15.99					
59	Clive TEMPLE										
	Lap	1	2	3	4	5	6	7	8	9	10
	1	1:21.91	1:11.92	1:12.00	1:13.46	1:15.60	1:14.10	1:13.17	1:12.54	1:12.67	
74	Richard HUDSON										
	Lap	1	2	3	4	5	6	7	8	9	10
	1	1:20.83	1:10.44	1:10.66	1:11.27	1:12.31	1:11.49	1:11.82	1:11.75	1:11.00	
93	Clive MORLEY										
	Lap	1	2	3	4	5	6	7	8	9	10
	1	1:10.59	1:03.08	1:03.74	1:03.64	1:03.25	1:03.71	1:02.91	1:03.44	1:03.36	1:04.20
96	James MORLEY										
	Lap	1	2	3	4	5	6	7	8	9	10
	1	1:11.66	1:03.93	1:02.94	1:03.76	1:03.50					

Lap Chart

VINTAGE RACING CARS - RACE 5

Lap 1		Lap 2		Lap 3		Lap 4		Lap 5		Lap 6		Lap 7		Lap 8		Lap 9		Lap 10	
No	Time	No	Time	No	Time	No	Time	No	Time	No	Time	No	Time	No	Time	No	Time	No	Time
3	1:05.55	3	2:04.92	3	3:04.19	3	4:03.91	9	5:03.09	9	6:02.18	9	7:00.60	9	7:59.23	9	8:58.25	9	9:57.54
9	1:05.95	9	2:05.28	9	3:04.79	9	4:04.10	3	5:03.49	3	6:03.01	3	7:02.05	3	8:00.86	3	8:59.97	3	9:59.13
24	1:06.88	24	2:07.07	12	3:07.93	12	4:08.20	12	5:08.33	74	6:05.51 *1	12	7:09.37	12	8:09.99	12	9:11.28	23	10:02.30 *1
12	1:07.51	12	2:07.76	24	3:08.23	24	4:09.29	24	5:10.96	12	6:08.64	24	7:15.26	24	8:18.14	24	9:20.85	12	10:13.11
17	1:08.29	17	2:10.07	17	3:11.98	17	4:13.35	17	5:15.73	24	6:12.99	74	7:17.00 *1	17	8:25.81	17	9:32.46	24	10:23.36
93	1:10.59	93	2:13.67	10	3:16.00	10	4:20.80	10	5:23.56	59	6:14.89 *1	17	7:21.62	74	8:28.82 *1	10	9:35.61	17	10:40.10
10	1:10.97	10	2:13.91	93	3:17.41	93	4:21.05	93	5:24.30	17	6:17.76	10	7:28.77	10	8:31.99	93	9:37.72	93	10:41.92
96	1:11.66	96	2:15.59	96	3:18.53	96	4:22.29	96	5:25.79	10	6:26.13	59	7:28.99 *1	93	8:34.36	74	9:40.57 *1	10	10:42.70
23	1:14.56	23	2:20.52	23	3:25.44	23	4:30.74	23	5:36.88	93	6:28.01	93	7:30.92	59	8:42.16 *1	59	9:54.70 *1	74	10:51.57 *1
39	1:15.86	39	2:24.20	39	3:32.78	39	4:44.69	39	6:00.68	23	6:43.22	23	7:48.96	23	8:55.51			59	11:07.37 *1
74	1:20.83	74	2:31.27	74	3:41.93	74	4:53.20												
59	1:21.91	59	2:33.83	59	3:45.83	59	4:59.29												



The Vintage Sports-Car Club

MALLORY MUG & MOD PRE-WAR SPORTS CARS

RESULT - RACE 6

Pl	No	Cl	Name	Car	Laps	Time	Behind	MPH	Best Lap on	MPH	Handicap
1	14		Neil TWYMAN	Alfa Romeo 8C	8	8:46.88		73.79	1:03.28	4	76.80
2	22		Andrew MITCHELL	HRG 1 1/2 Litre	8	8:52.83	5.95	72.97	1:03.83	2	76.14
3	38		John GUYATT	Talbot Lago T150C	8	8:58.84	11.96	72.15	1:04.30	2	75.58
4	97		Richard BLACK	Talbot Lago T23	8	8:59.73	12.85	72.04	1:05.64	2	74.04 14.61
5	60		Fred BOOTHBY	MG J2	8	9:32.96	46.08	67.86	1:09.66	7	69.77 15.68
6	118		Paul WAINE	Frazer Nash TT Replica	8	9:33.24	46.36	67.82	1:09.98	4	69.45 13.40 *
7	36		Barry FOSTER	MG Montlhery	8	9:33.61	46.73	67.78	1:09.00	3	70.43 21.61
8	53		James POTTER	Riley 9 Brooklands	8	9:35.95	49.07	67.51	1:09.70	2	69.73 18.35
9	70		Bruce STOPS	Frazer Nash TT Replica	8	10:00.40	1:13.52	64.76	1:11.04	6	68.41 32.08
10	58		Ian STANDING	Riley Brooklands	7	8:47.00	1 Lap	64.55	1:13.01	2	66.57 15.93
11	64		Norman PEMBERTON	Talbot 95/105 Sports SPL	7	8:48.02	1 Lap	64.43	1:12.29	3	67.23 21.99
12	91		Allen CLEAR	Riley Brooklands	7	8:59.16	1 Lap	63.10	1:14.01	3	65.67 21.09
13	55		Stephen CURTIS	Talbot 105 Tourer	7	9:04.10	1 Lap	62.53	1:15.16	4	64.66 17.98
14	89		Tim WADSWORTH	Lagonda 2 Litre L/C Toure	7	9:23.58	1 Lap	60.36	1:17.22	2	62.94 23.04
15	86		David LAMB	Riley Brooklands	7	9:25.59	1 Lap	60.15	1:15.91	6	64.02 34.22
16	112		Robert GLOVER	Alvis 12/50 SD 3Str Sports	7	9:40.11	1 Lap	58.64	1:19.35	3	61.25 24.66
17	123		Mark MORGAN		7	9:43.56	1 Lap	58.30	1:20.07	6	60.70 23.07
18	128		David FURNELL	Riley Brooklands	7	9:55.30	1 Lap	57.15	1:21.32	2	59.76 26.06
19	109		Daniel GEOGHEGAN	Alvis 12/50 SD	7	9:56.01	1 Lap	57.08	1:21.38	3	59.72 26.35
20	76		David DOWNES	MG NA	6	9:41.76	2 Laps	50.12	1:30.83	2	53.51 36.78
Not-Classified											
67			Andy NEWBOUND	Frazer Nash Sports Ulster	7	8:45.02	DNF	64.80	1:12.51	3	67.03
41			Douglas MONRO	Frazer Nash Super Sports	4	4:36.06	DNF	70.42	1:05.62	4	74.06
71			Andrew BUSH	Riley TT Sprite Rep	4	5:10.32	DNF	62.65	1:10.06	2	69.37
194			David JOHNSON	Frazer Nash Colmore	4	5:26.48	DNF	59.54	1:13.40	3	66.21

Fastest Lap

14 Neil TWYMAN Alfa Romeo 8C 1:03.28 4 76.80

Start Time : 13:59

Mallory Park

24 Jun 12 15:09

Clerk of Course:

Time Issued:

Chief Timekeeper:

THESE RESULTS REMAIN PROVISIONAL FOR A MINIMUM OF 30 MINUTES FROM THE TIME OF ISSUE

HS Sports Timing and Results Systems - Results and Lap Times at www.hssports.co.uk

RACE GRID

MALLORY MUG & MOD PRE-WAR SPORTS CARS

RACE 6

ROW 14	109 01:27.210 Daniel GEOGHEGAN	
ROW 13	123 01:24.720 Mark MORGAN	76 01:25.940 David DOWNES
ROW 12	84 01:24.020 Cyril HANCOCK	89 01:24.150 Tim WADSWORTH
ROW 11	55 01:23.820 Stephen CURTIS	128 01:23.910 David FURNELL
ROW 10	112 01:22.810 Robert GLOVER	90 01:23.110 Hamish MCNINCH
ROW 9	67 01:19.410 Andy NEWBOUND	91 01:21.140 Allen CLEAR
ROW 8	86 01:18.320 David LAMB	194 01:19.400 David JOHNSON
ROW 7	53 01:16.310 James POTTER	64 01:17.580 Norman PEMBERTON
ROW 6	70 01:16.200 Bruce STOPS	36 01:16.280 Barry FOSTER
ROW 5	60 01:15.130 Fred BOOTHBY	58 01:15.510 Ian STANDING
ROW 4	26 01:14.530 John POLSON	22 01:14.890 Andrew MITCHELL
ROW 3	41 01:12.640 Douglas MONRO	38 01:12.760 John GUYATT
ROW 2	14 01:11.260 Neil TWYMAN	118 01:11.740 Paul WAINE
ROW 1	71 01:11.100 Andrew BUSH	97 01:11.180 Richard BLACK

POLE

Lap Chart

MALLORY MUG & MOD PRE-WAR SPORTS CARS - RACE 6

Lap 1		Lap 2		Lap 3		Lap 4		Lap 5		Lap 6		Lap 7		Lap 8		Lap 9		Lap 10	
No	Time	No	Time	No	Time	No	Time	No	Time	No	Time	No	Time	No	Time	No	Time	No	Time
22	1:10.66	22	2:14.49	14	3:19.41	14	4:22.69	14	5:29.17	14	6:34.89	14	7:39.92	14	8:46.88				
14	1:12.73	14	2:16.05	22	3:20.11	109	4:23.27 *1	86	5:31.10 *1	22	6:39.77	91	7:44.87 *1	64	8:48.02 *1				
97	1:13.54	38	2:18.26	38	3:22.87	22	4:25.27	22	5:32.12	89	6:44.21 *1	22	7:47.25	22	8:52.83				
38	1:13.96	97	2:19.18	97	3:24.88	38	4:27.89	112	5:34.46 *1	38	6:44.43	55	7:48.21 *1	38	8:58.84				
71	1:14.91	41	2:23.57	41	3:30.44	97	4:31.05	38	5:36.05	97	6:45.89	38	7:51.03	91	8:59.16 *1				
41	1:15.50	71	2:24.97	60	3:36.70	41	4:36.06	97	5:38.04	86	6:52.34 *1	97	7:52.45	97	8:59.73				
60	1:16.92	60	2:26.62	36	3:36.91	60	4:46.61	123	5:42.53 *1	112	6:57.85 *1	89	8:05.02 *1	55	9:04.10 *1				
118	1:17.99	36	2:27.91	53	3:39.81	36	4:46.90	128	5:46.18 *1	123	7:02.93 *1	86	8:08.25 *1	89	9:23.58 *1				
36	1:18.36	118	2:29.20	118	3:40.33	53	4:49.70	109	5:46.92 *1	128	7:10.17 *1	76	8:08.44 *2	86	9:25.59 *1				
53	1:20.14	53	2:29.84	71	3:44.48	118	4:50.31	36	5:58.00	109	7:11.10 *1	112	8:17.31 *1	60	9:32.96				
194	1:22.92	58	2:36.75	58	3:49.83	76	4:55.58 *1	60	5:58.72	53	7:11.74	60	8:21.66	118	9:33.24				
58	1:23.74	194	2:38.16	194	3:51.56	58	5:03.02	118	6:00.67	60	7:12.00	118	8:22.76	36	9:33.61				
91	1:25.40	67	2:39.26	67	3:51.77	67	5:05.72	53	6:01.90	118	7:12.70	123	8:23.00 *1	53	9:35.95				
67	1:25.60	64	2:40.79	64	3:53.08	64	5:07.01	58	6:17.55	36	7:13.28	53	8:23.41	112	9:40.11 *1				
64	1:26.06	91	2:41.38	91	3:55.39	70	5:09.79	67	6:19.25	58	7:32.00	36	8:23.52	76	9:41.76 *2				
55	1:26.67	55	2:42.52	70	3:57.18	71	5:10.32	64	6:20.33	67	7:32.10	128	8:32.66 *1	123	9:43.56 *1				
70	1:28.72	70	2:43.04	55	3:58.02	91	5:12.91	70	6:22.16	70	7:33.20	109	8:34.06 *1	128	9:55.30 *1				
89	1:31.63	89	2:48.85	89	4:07.11	55	5:13.18	91	6:29.59	64	7:34.71	67	8:45.02	109	9:56.01 *1				
112	1:34.87	112	2:54.39	112	4:13.74	89	5:25.29	55	6:31.74			70	8:46.10	70	10:00.40				
86	1:35.84	86	2:55.41	86	4:14.99	194	5:26.48	76	6:33.62 *1			58	8:46.50						
123	1:38.14	123	2:58.98	123	4:19.27														
128	1:39.88	128	3:01.20	128	4:22.64														
109	1:40.26	109	3:01.89																
76	1:47.67	76	3:18.50																



The Vintage Sports-Car Club

HANDICAP RACE FOR PRE-WAR CARS

RESULT - RACE 7

PI	No	Cl	Name	Car	Laps	Time	Behind	MPH	Best Lap on	MPH
1	18		Tim GREENHILL	Wolseley Hornet Special	6	6:54.62		77.84	59.93	2 81.09
2	32		Guy PLANTE	Alvis Speed 25 Special	6	6:54.93	0.31	75.75	1:01.62	3 78.87
3	39		Steven PRYKE	Frazer Nash Slug	6	6:58.91	4.29	69.61	1:08.01	6 71.46
4	197		Marcus BLACK	Talbot-Lago T23	6	6:59.30	4.68	71.24	1:05.71	6 73.96
5	20		Mike PAINTER	MG Kayne	6	7:01.71	7.09	74.44	1:02.75	6 77.45
6	31		Richard ILIFFE	Riley Kestrel 12/4 Special	6	7:09.21	14.59	73.04	1:03.54	2 76.49
7	54		Chris JACKSON	Alvis Firefly Special	6	7:12.54	17.92	69.01	1:08.19	2 71.27
8	27		Durward LAWSON	Riley Special	6	7:13.06	18.44	72.35	1:03.80	4 76.18
9	118		Paul WAINE	Frazer Nash TT Replica	6	7:15.93	21.31	66.89	1:10.20	3 69.23
10	29		Rod KING	Delage Special	6	7:16.44	21.82	71.74	1:04.69	5 75.13
11	35		Greg LERIGO	Riley Special	6	7:16.64	22.02	66.78	1:10.74	2 68.70
12	198		David SEBER	Wolseley Hornet Special	6	7:47.65	53.03	66.63	1:10.56	6 68.88
Not-Classified										
	49		Francis WOOD	Morgan 200 Mile Aero	2	3:03.39	DNF	56.06	1:28.84	2 54.71
Fastest Lap										
	18		Tim GREENHILL	Wolseley Hornet Speci					59.93	2 81.09

Start Time : 15:04

Mallory Park

24 Jun 12 15:18

Clerk of Course:

Time Issued:

Chief Timekeeper:

THESE RESULTS REMAIN PROVISIONAL FOR A MINIMUM OF 30 MINUTES FROM THE TIME OF ISSUE

HS Sports Timing and Results Systems - Results and Lap Times at www.hssports.co.uk

HANDICAP RACE FOR PRE-WAR CARS

LAP TIMES - RACE 7

18	Tim GREENHILL										
	Lap	1	2	3	4	5	6	7	8	9	10
	1	1:48.69	59.93	1:01.38	1:01.57	1:01.48	1:01.57				
20	Mike PAINTER										
	Lap	1	2	3	4	5	6	7	8	9	10
	1	1:41.88	1:04.17	1:03.58	1:04.54	1:04.79	1:02.75				
27	Durward LAWSON										
	Lap	1	2	3	4	5	6	7	8	9	10
	1	1:42.83	1:03.88	1:05.02	1:03.80	1:10.24	1:07.29				
29	Rod KING										
	Lap	1	2	3	4	5	6	7	8	9	10
	1	1:45.62	1:06.79	1:05.31	1:05.11	1:04.69	1:08.92				
31	Richard ILIFFE										
	Lap	1	2	3	4	5	6	7	8	9	10
	1	1:44.48	1:03.54	1:04.08	1:03.90	1:07.92	1:05.29				
32	Guy PLANTE										
	Lap	1	2	3	4	5	6	7	8	9	10
	1	1:41.12	1:02.65	1:01.62	1:03.74	1:03.01	1:02.79				
35	Greg LERIGO										
	Lap	1	2	3	4	5	6	7	8	9	10
	1	1:19.09	1:10.74	1:12.17	1:10.90	1:12.28	1:11.46				
39	Steven PRYKE										
	Lap	1	2	3	4	5	6	7	8	9	10
	1	1:15.44	1:08.98	1:08.28	1:09.82	1:08.38	1:08.01				
49	Francis WOOD										
	Lap	1	2	3	4	5	6	7	8	9	10
	1	1:34.55	1:28.84								
54	Chris JACKSON										
	Lap	1	2	3	4	5	6	7	8	9	10
	1	1:27.79	1:08.19	1:09.17	1:09.18	1:09.67	1:08.54				
118	Paul WAINE										
	Lap	1	2	3	4	5	6	7	8	9	10
	1	1:19.08	1:10.43	1:10.20	1:13.95	1:11.73	1:10.54				
197	Marcus BLACK										
	Lap	1	2	3	4	5	6	7	8	9	10
	1	1:24.46	1:06.72	1:09.63	1:06.39	1:06.39	1:05.71				
198	David SEBER										
	Lap	1	2	3	4	5	6	7	8	9	10
	1	1:50.84	1:11.59	1:10.75	1:11.93	1:11.98	1:10.56				

Lap Chart

HANDICAP RACE FOR PRE-WAR CARS - RACE 7

Lap 1		Lap 2		Lap 3		Lap 4		Lap 5		Lap 6		Lap 7		Lap 8		Lap 9		Lap 10	
No	Time	No	Time	No	Time	No	Time	No	Time	No	Time	No	Time	No	Time	No	Time	No	Time
39	1:15.44	39	2:24.42	39	3:32.70	39	4:42.52	39	5:50.90	18	6:54.62								
118	1:19.08	118	2:29.51	118	3:39.71	197	4:47.20	32	5:52.14	32	6:54.93								
35	1:19.09	35	2:29.83	197	3:40.81	32	4:49.13	18	5:53.05	39	6:58.91								
197	1:24.46	197	2:31.18	35	3:42.00	18	4:51.57	197	5:53.59	197	6:59.30								
54	1:27.79	54	2:35.98	54	3:45.15	35	4:52.90	20	5:58.96	20	7:01.71								
49	1:34.55	32	2:43.77	32	3:45.39	118	4:53.66	31	6:03.92	31	7:09.21								
32	1:41.12	20	2:46.05	20	3:49.63	20	4:54.17	54	6:04.00	54	7:12.54								
20	1:41.88	27	2:46.71	18	3:50.00	54	4:54.33	35	6:05.18	27	7:13.06								
27	1:42.83	31	2:48.02	27	3:51.73	27	4:55.53	118	6:05.39	118	7:15.93								
31	1:44.48	18	2:48.62	31	3:52.10	31	4:56.00	27	6:05.77	29	7:16.44								
29	1:45.62	29	2:52.41	29	3:57.72	29	5:02.83	29	6:07.52	35	7:16.64								
18	1:48.69	198	3:02.43	198	4:13.18	198	5:25.11	198	6:37.09	198	7:47.65								
198	1:50.84	49	3:03.39																



The Vintage Sports-Car Club

DICK BADDILEY & EDWARDIAN RACING TROPHIES RACE

RESULT - RACE 8

PI	No	Cl	Name	Car	Laps	Time	Behind	MPH	Best Lap on	MPH
1	100		Mark WALKER	Darracq 200HP	6	8:50.25		68.69	1:07.07	7 72.46
2	107		Richard BLACK	Panhard-Levassor S4M	6	8:59.33	9.08	60.21	1:16.68	5 63.38
3	119		Ben COLLINGS	Mercedes 60HP	6	8:59.89	9.64	60.14	1:18.29	5 62.08
4	120		Ron BIRKETT	FL Sports	6	9:11.83	21.58	49.91	1:32.09	5 52.77
5	103		John POLSON	Sunbeam Coupe de L'Auto	6	9:23.62	33.37	57.33	1:19.57	5 61.08
6	104		Clive PRESS	Peugeot 148	6	9:24.04	33.79	58.43	1:15.70	2 64.20
7	101		Leslie MURRAY	De Dion Bouton/Curtis Ox	6	9:26.28	36.03	58.17	1:20.06	5 60.70
8	114		Gillian CARR	Vauxhall A/D Type	6	9:26.35	36.10	51.49	1:30.17	5 53.90
9	116		Roger TWELVETREES	Buick D45	6	9:34.25	44.00	46.80	1:39.54	5 48.82
10	117		David BIGGINS	Nazzaro Targa Florio	6	10:08.37	1:18.12	48.33	1:36.75	4 50.23
11	124		Tony STEPHENS	Sunbeam 16/20	6	10:08.87	1:18.62	48.29	1:36.32	6 50.46
12	126		David OZANNE	Delage Coupe de L'Auto	6	10:13.75	1:23.50	47.51	1:37.04	6 50.08

Fastest Lap

100 Mark WALKER Darracq 200HP 1:07.07 7 72.46

Start Time : 15:23

Mallory Park

24 Jun 12 15:35

Clerk of Course:

Time Issued:

Chief Timekeeper:

THESE RESULTS REMAIN PROVISIONAL FOR A MINIMUM OF 30 MINUTES FROM THE TIME OF ISSUE

HS Sports Timing and Results Systems - Results and Lap Times at www.hssports.co.uk

DICK BADDILEY & EDWARDIAN RACING TROPHIES RACE

LAP TIMES - RACE 8

100	Mark WALKER										
	Lap	1	2	3	4	5	6	7	8	9	10
	1	1:22.07	1:12.58	1:10.83	1:09.92	1:08.03	1:07.07				
101	Leslie MURRAY										
	Lap	1	2	3	4	5	6	7	8	9	10
	1	2:35.85	1:23.39	1:22.25	1:23.27	1:20.06	1:21.46				
103	John POLSON										
	Lap	1	2	3	4	5	6	7	8	9	10
	1	2:29.38	1:23.83	1:24.46	1:23.08	1:19.57	1:23.30				
104	Clive PRESS										
	Lap	1	2	3	4	5	6	7	8	9	10
	1	2:29.95	1:15.70	1:24.92	1:38.86	1:16.13	1:18.48				
107	Richard BLACK										
	Lap	1	2	3	4	5	6	7	8	9	10
	1	2:25.70	1:18.94	1:19.80	1:21.22	1:16.68	1:16.99				
114	Gillian CARR										
	Lap	1	2	3	4	5	6	7	8	9	10
	1	1:39.63	1:33.39	1:37.59	1:33.83	1:30.17	1:31.74				
116	Roger TWELVETREES										
	Lap	1	2	3	4	5	6	7	8	9	10
	1		2:48.63	1:44.75	1:39.58	1:41.75	1:39.54				
117	David BIGGINS										
	Lap	1	2	3	4	5	6	7	8	9	10
	1	1:55.86	1:40.94	1:41.03	1:36.75	1:36.99	1:36.80				
119	Ben COLLINGS										
	Lap	1	2	3	4	5	6	7	8	9	10
	1	2:21.84	1:19.36	1:21.61	1:19.99	1:18.29	1:18.80				
120	Ron BIRKETT										
	Lap	1	2	3	4	5	6	7	8	9	10
	1		2:55.70	1:36.31	1:34.80	1:32.93	1:32.09				
124	Tony STEPHENS										
	Lap	1	2	3	4	5	6	7	8	9	10
	1	1:57.72	1:38.04	1:42.66	1:37.37	1:36.76	1:36.32				
126	David OZANNE										
	Lap	1	2	3	4	5	6	7	8	9	10
	1	1:53.89	1:41.85	1:41.28	1:42.00	1:37.69	1:37.04				

Lap Chart

DICK BADDILEY & EDWARDIAN RACING TROPHIES RACE - RACE 8

Lap 1		Lap 2		Lap 3		Lap 4		Lap 5		Lap 6		Lap 7		Lap 8		Lap 9		Lap 10	
No	Time	No	Time	No	Time	No	Time	No	Time	No	Time	No	Time	No	Time	No	Time	No	Time
114	1:39.63	116	2:48.63	120	4:32.01	120	6:06.81	120	7:39.74	100	8:50.25								
126	1:53.89	120	2:55.70	116	4:33.38	116	6:12.96	119	7:41.09	107	8:59.33								
117	1:55.86	100	3:01.82 *1	114	4:50.61	119	6:22.80	107	7:42.34	119	8:59.89								
124	1:57.72	114	3:13.02	119	5:02.81	114	6:24.44	100	7:43.18	120	9:11.83								
119	2:21.84	126	3:35.74	107	5:04.44	107	6:25.66	114	7:54.61	103	9:23.62								
107	2:25.70	124	3:35.76	104	5:10.57	100	6:35.15	116	7:54.71	104	9:24.04								
103	2:29.38	117	3:36.80	126	5:17.02	103	6:40.75	103	8:00.32	101	9:26.28								
104	2:29.95	119	3:41.20	103	5:17.67	101	6:44.76	101	8:04.82	114	9:26.35								
101	2:35.85	107	3:44.64	117	5:17.83	104	6:49.43	104	8:05.56	116	9:34.25								
		104	3:45.65	124	5:18.42	117	6:54.58	117	8:31.57	117	10:08.37								
		103	3:53.21	101	5:21.49	124	6:55.79	124	8:32.55	124	10:08.87								
		101	3:59.24	100	5:25.23	126	6:59.02	126	8:36.71	126	10:13.75								
		100	4:14.40																



The Vintage Sports-Car Club

SCRATCH RACE FOR PRE-WAR CARS

RESULT - RACE 9

Pl	No	Cl	Name	Car	Laps	Time	Behind	MPH	Best Lap on	MPH Handicap
1	4		Terry CRABB	ERA R12C	6	6:24.26		75.89	1:02.43	4 77.85
2	98		Tony SEBER	Wolseley Hornet Special	6	6:26.63	2.37	75.42	1:02.24	4 78.08
3	31		Richard ILIFFE	Riley Kestrel 12/4 Special	6	6:30.52	6.26	74.67	1:03.11	3 77.01
4	22		Andrew MITCHELL	HRG 1 1/2 Litre	6	6:34.44	10.18	73.93	1:03.36	2 76.70 14.28
5	37		Julian GRIMWADE	Lagonda Rapier	6	6:38.29	14.03	73.21	1:04.67	6 75.15 10.27
6	134		Andrew KELLOCK	Fiat AC	6	6:46.11	21.85	71.80	1:05.69	2 73.98 11.97
7	42		Mark ELDER	Austin Sports Special	6	6:47.56	23.30	71.55	1:05.38	4 74.33 15.28
8	130		Matt JOHNSTON	Austin/MG LA Special	6	7:08.36	44.10	68.07	1:08.16	2 71.30 19.40
9	62		David SAXL	Riley 12/4 Special	6	7:12.70	48.44	67.39	1:10.71	6 68.73 8.44 *
10	51		Geoff TOMS	Fiat 508S	6	7:14.73	50.47	67.08	1:09.80	6 69.63 15.93
11	59		Clive TEMPLE	Amilcar CGSs	6	7:31.01	1:06.75	64.65	1:11.35	3 68.11 22.91
12	88		Simon ETHERINGTON	MG PB	5	6:30.19	1 Lap	62.28	1:15.05	3 64.76 14.94
13	68		Robert WARDALE	Riley Special	5	6:30.68	1 Lap	62.20	1:15.36	2 64.49 13.88
14	43		John SKEAVINGTON	Austin Ulster Replica	5	6:31.49	1 Lap	62.07	1:14.63	4 65.12 18.34
15	102		Andrew CROYS DILL	Riley 12/4	5	6:33.34	1 Lap	61.78	1:13.88	4 65.78 23.94
16	21		Peter MEYER	Riley Falcon The Rat	5	6:38.53	1 Lap	60.97	1:16.39	3 63.62 16.58
17	106		Oliver RICHARDSON	MG Monthlery	5	6:40.23	1 Lap	60.72	1:16.71	5 63.36 16.68
Not-Classified										
	49		Francis WOOD	Morgan 200 Mile Aero	1	1:28.03	DNF	55.21		0 0.00
Fastest Lap										
	98		Tony SEBER	Wolseley Hornet Speci					1:02.24	4 78.08

Start Time : 15:43

Mallory Park

24 Jun 12 15:52

Clerk of Course:

Time Issued:

Chief Timekeeper:

THESE RESULTS REMAIN PROVISIONAL FOR A MINIMUM OF 30 MINUTES FROM THE TIME OF ISSUE

HS Sports Timing and Results Systems - Results and Lap Times at www.hssports.co.uk

RACE GRID

SCRATCH RACE FOR PRE-WAR CARS

RACE 9

ROW 12			
ROW 11	73 01:34.170 Bob TOWELL		
ROW 10		102 01:22.030 Andrew CROYSBILL	106 01:22.540 Oliver RICHARDSON
ROW 9	21 01:19.660 Peter MEYER		88 01:20.570 Simon ETHERINGTON
ROW 8		49 01:17.950 Francis WOOD	68 01:18.210 Robert WARDALE
ROW 7	43 01:17.460 John SKEAVINGTON		59 01:17.890 Clive TEMPLE
ROW 6		51 01:15.880 Geoff TOMS	46 01:15.920 Richard BRIGHTMAN
ROW 5	22 01:14.890 Andrew MITCHELL		37 01:15.320 Julian GRIMWADE
ROW 4		27 01:13.900 Durward LAWSON	130 01:14.360 Matt JOHNSTON
ROW 3	62 01:12.770 David SAXL		31 01:13.080 Richard ILIFFE
ROW 2		134 01:12.050 Andrew KELLOCK	42 01:12.430 Mark ELDER
ROW 1	4 01:03.550 Terry CRABB		98 01:11.960 Tony SEBER

POLE

SCRATCH RACE FOR PRE-WAR CARS

LAP TIMES - RACE 9

4	Terry CRABB										
	Lap	1	2	3	4	5	6	7	8	9	10
	1	1:05.91	1:02.52	1:04.36	1:02.43	1:04.93	1:04.11				
21	Peter MEYER										
	Lap	1	2	3	4	5	6	7	8	9	10
	1	1:30.64	1:17.47	1:16.39	1:17.54	1:16.49					
22	Andrew MITCHELL										
	Lap	1	2	3	4	5	6	7	8	9	10
	1	1:12.27	1:03.36	1:04.23	1:03.86	1:05.26	1:05.46				
31	Richard ILIFFE										
	Lap	1	2	3	4	5	6	7	8	9	10
	1	1:11.51	1:03.25	1:03.11	1:03.75	1:03.56	1:05.34				
37	Julian GRIMWADE										
	Lap	1	2	3	4	5	6	7	8	9	10
	1	1:13.55	1:05.62	1:04.74	1:04.81	1:04.90	1:04.67				
42	Mark ELDER										
	Lap	1	2	3	4	5	6	7	8	9	10
	1	1:15.51	1:06.45	1:05.97	1:05.38	1:06.94	1:07.31				
43	John SKEAVINGTON										
	Lap	1	2	3	4	5	6	7	8	9	10
	1	1:23.63	1:20.06	1:17.75	1:14.63	1:15.42					
49	Francis WOOD										
	Lap	1	2	3	4	5	6	7	8	9	10
	1	1:28.03									
51	Geoff TOMS										
	Lap	1	2	3	4	5	6	7	8	9	10
	1	1:20.66	1:10.93	1:11.27	1:10.96	1:11.11	1:09.80				
59	Clive TEMPLE										
	Lap	1	2	3	4	5	6	7	8	9	10
	1	1:28.88	1:15.69	1:11.35	1:11.58	1:11.95	1:11.56				
62	David SAXL										
	Lap	1	2	3	4	5	6	7	8	9	10
	1	1:17.83	1:10.76	1:11.28	1:10.92	1:11.20	1:10.71				
68	Robert WARDALE										
	Lap	1	2	3	4	5	6	7	8	9	10
	1	1:26.04	1:15.36	1:16.65	1:15.66	1:16.97					
88	Simon ETHERINGTON										
	Lap	1	2	3	4	5	6	7	8	9	10
	1	1:27.45	1:16.73	1:15.05	1:15.72	1:15.24					

98	Tony SEBER										
	Lap	1	2	3	4	5	6	7	8	9	10
	1	1:10.85	1:03.60	1:02.58	1:02.24	1:02.96	1:04.40				

102	Andrew CROYSDILL										
	Lap	1	2	3	4	5	6	7	8	9	10
	1	1:30.74	1:17.80	1:16.78	1:13.88	1:14.14					

106	Oliver RICHARDSON										
	Lap	1	2	3	4	5	6	7	8	9	10
	1	1:31.28	1:17.91	1:17.21	1:17.12	1:16.71					

130	Matt JOHNSTON										
	Lap	1	2	3	4	5	6	7	8	9	10
	1	1:18.14	1:08.16	1:09.43	1:09.82	1:10.05	1:12.76				

134	Andrew KELLOCK										
	Lap	1	2	3	4	5	6	7	8	9	10
	1	1:13.45	1:05.69	1:06.16	1:07.38	1:06.25	1:07.18				

Lap Chart

SCRATCH RACE FOR PRE-WAR CARS - RACE 9

Lap 1		Lap 2		Lap 3		Lap 4		Lap 5		Lap 6		Lap 7		Lap 8		Lap 9		Lap 10	
No	Time	No	Time	No	Time	No	Time	No	Time	No	Time	No	Time	No	Time	No	Time	No	Time
4	1:05.91	4	2:08.43	4	3:12.79	4	4:15.22	4	5:20.15	4	6:24.26								
98	1:10.85	98	2:14.45	98	3:17.03	98	4:19.27	21	5:22.04 *1	98	6:26.63								
31	1:11.51	31	2:14.76	31	3:17.87	31	4:21.62	98	5:22.23	88	6:30.19 *1								
22	1:12.27	22	2:15.63	22	3:19.86	22	4:23.72	106	5:23.52 *1	31	6:30.52								
134	1:13.45	134	2:19.14	37	3:23.91	37	4:28.72	31	5:25.18	68	6:30.68 *1								
37	1:13.55	37	2:19.17	134	3:25.30	134	4:32.68	22	5:28.98	43	6:31.49 *1								
42	1:15.51	42	2:21.96	42	3:27.93	42	4:33.31	37	5:33.62	102	6:33.34 *1								
62	1:17.83	130	2:26.30	130	3:35.73	130	4:45.55	134	5:38.93	22	6:34.44								
130	1:18.14	62	2:28.59	62	3:39.87	62	4:50.79	42	5:40.25	37	6:38.29								
51	1:20.66	51	2:31.59	51	3:42.86	51	4:53.82	130	5:55.60	21	6:38.53 *1								
43	1:23.63	68	2:41.40	59	3:55.92	59	5:07.50	62	6:01.99	106	6:40.23 *1								
68	1:26.04	43	2:43.69	68	3:58.05	68	5:13.71	51	6:04.93	134	6:46.11								
88	1:27.45	88	2:44.18	88	3:59.23	88	5:14.95	59	6:19.45	42	6:47.56								
49	1:28.03	59	2:44.57	43	4:01.44	43	5:16.07			130	7:08.36								
59	1:28.88	21	2:48.11	21	4:04.50	102	5:19.20			62	7:12.70								
21	1:30.64	102	2:48.54	102	4:05.32					51	7:14.73								
102	1:30.74	106	2:49.19	106	4:06.40					59	7:31.01								
106	1:31.28																		



The Vintage Sports-Car Club

BOB GERARD, ROBERT ASHLEY, BROOKLANDS & GODDARD

RESULT - RACE 10

Pl	No	Cl	Name	Car	Laps	Time	Behind	MPH	Best Lap on	MPH	Handicap
1	1		Mark GILLIES	ERA R3A	12	11:16.08		86.26	54.74	4	88.78
2	25		Andrew TART	Bond Formula Junior Mon	12	11:18.22	2.14	85.99	54.81	10	88.67
3	2		Frederick HARPER	Kurtis Indy-Roadster	12	11:33.00	16.92	84.16	56.04	8	86.72
4	115		Adam EALAND	HWM GP	12	11:52.11	36.03	81.90	58.20	2	83.51 13.71 *
5	9		Tony LEES	AC/GN Cognac	12	11:58.93	42.85	81.12	58.49	3	83.09 17.05
6	3		Robert CARR	AC/GN Special	12	11:59.96	43.88	81.00	58.83	8	82.61 14.00
7	121		John ARNOLD	Elva 100	12	12:04.82	48.74	80.46	58.08	11	83.68 27.86
8	110		Gil DUFFY	Bond FJ	12	12:05.17	49.09	80.42	57.61	11	84.36 33.85
9	4		Terry CRABB	ERA R12C	12	12:12.35	56.27	79.63	58.96	3	82.43 24.83
10	20		Pat BARFORD	Stanguellini FJ	11	11:18.80	1 Lap	78.76	59.78	7	81.30 21.22
11	15		Paul JAYE	Alta 2 Litre	11	11:21.77	1 Lap	78.41	59.99	4	81.01 21.88
12	5		Stephen SHOOSMITH	Bugatti T51	11	11:23.16	1 Lap	78.25	59.36	3	81.87 30.20
13	16		Julian WILTON	Cooper Bristol MK II T23	11	11:24.17	1 Lap	78.14	1:00.15	9	80.80 22.52
14	173		Tom DARK	Bugatti T73C	11	11:25.09	1 Lap	78.03	59.64	5	81.49 29.05
15	30		Paul BAKER	Richard Bolster Special	10	11:47.25	2 Laps	68.72	1:05.00	3	74.77 57.25

Fastest Lap

1 Mark GILLIES ERA R3A 54.74 4 88.78

Start Time : 15:57

Mallory Park

24 Jun 12 16:11

Clerk of Course:

Time Issued:


Chief Timekeeper:

THESE RESULTS REMAIN PROVISIONAL FOR A MINIMUM OF 30 MINUTES FROM THE TIME OF ISSUE

HS Sports Timing and Results Systems - Results and Lap Times at www.hssports.co.uk




RACE GRID



BOB GERARD, ROBERT ASHLEY, BROOKLANDS & GODDARD

RACE 10

ROW 8			
ROW 7	121 John ARNOLD	30 01:10.080 Paul BAKER	
ROW 6		25 Andrew TART	9 01:04.500 Tony LEES
ROW 5	16 01:03.990 Julian WILTON	5 01:04.180 Stephen SHOOSMITH	
ROW 4		4 01:03.550 Terry CRABB	173 01:03.660 Tom DARK
ROW 3	15 01:02.580 Paul JAYE	81 01:03.530 Pat BARFORD	
ROW 2		115 01:01.180 Adam EALAND	3 01:01.640 Robert CARR
ROW 1	2 01:00.050 Frederick HARPER	1 01:00.470 Mark GILLIES	
POLE			
			

BOB GERARD, ROBERT ASHLEY, BROOKLANDS & GODDARD

LAP TIMES - RACE 10

1 Mark GILLIES

Lap	1	2	3	4	5	6	7	8	9	10
1	1:01.77	55.52	55.37	54.74	55.80	56.44	56.25	55.37	54.99	55.86
11	57.99	55.98								

2 Frederick HARPER

Lap	1	2	3	4	5	6	7	8	9	10
1	1:03.63	56.86	57.11	57.13	57.45	56.56	56.53	56.04	58.15	56.84
11	59.30	57.40								

3 Robert CARR

Lap	1	2	3	4	5	6	7	8	9	10
1	1:06.53	59.67	59.93	59.01	59.04	58.98	59.53	58.83	59.62	59.80
11	59.40	59.62								

4 Terry CRABB

Lap	1	2	3	4	5	6	7	8	9	10
1	1:07.98	1:01.12	58.96	59.19	1:01.23	1:00.46	1:01.13	1:01.17	1:00.35	59.88
11	1:00.49	1:00.39								

5 Stephen SHOOSMITH

Lap	1	2	3	4	5	6	7	8	9	10
1	1:12.34	1:01.45	59.36	1:00.49	1:00.45	1:03.77	1:01.37	59.80	59.89	1:02.68
11	1:01.56									

9 Tony LEES

Lap	1	2	3	4	5	6	7	8	9	10
1	1:08.06	59.85	58.49	59.14	59.23	58.59	59.06	58.65	1:00.09	59.60
11	59.15	59.02								

15 Paul JAYE

Lap	1	2	3	4	5	6	7	8	9	10
1	1:08.80	1:01.05	1:01.11	59.99	1:01.66	1:01.02	1:00.39	1:01.79	1:01.51	1:02.62
11	1:01.83									

16 Julian WILTON

Lap	1	2	3	4	5	6	7	8	9	10
1	1:13.28	1:02.51	1:00.21	1:00.74	1:01.56	1:01.05	1:00.62	1:00.41	1:00.15	1:02.53
11	1:01.11									

20 Pat BARFORD

Lap	1	2	3	4	5	6	7	8	9	10
1	1:13.82	1:01.05	1:00.34	59.93	1:00.65	1:00.10	59.78	59.88	1:01.18	1:01.93
11	1:00.14									

25 Andrew TART

Lap	1	2	3	4	5	6	7	8	9	10
1	1:08.37	57.85	55.78	55.35	55.53	55.72	54.82	54.83	54.92	54.81
11	54.93	55.31								

30	Paul BAKER									
Lap	1	2	3	4	5	6	7	8	9	10
1	1:16.20	1:06.65	1:05.00	1:05.27	1:07.57	1:07.53	1:06.53	1:07.54	1:37.20	1:07.76
110	Gil DUFFY									
Lap	1	2	3	4	5	6	7	8	9	10
1	1:12.80	59.38	59.25	1:01.45	59.77	58.18	1:00.32	1:00.75	58.56	57.70
11	57.61	59.40								
115	Adam EALAND									
Lap	1	2	3	4	5	6	7	8	9	10
1	1:06.41	58.20	58.65	58.41	59.09	58.81	58.87	58.31	58.50	58.62
11	58.94	59.30								
121	John ARNOLD									
Lap	1	2	3	4	5	6	7	8	9	10
1	1:11.96	58.70	1:01.45	1:00.48	59.20	58.90	59.95	59.30	58.89	58.48
11	58.08	59.43								
173	Tom DARK									
Lap	1	2	3	4	5	6	7	8	9	10
1	1:07.86	1:01.66	1:00.66	1:00.30	59.64	59.86	59.72	1:04.04	1:02.48	1:04.24
11	1:04.63									

Lap Chart

BOB GERARD, ROBERT ASHLEY, BROOKLANDS & GODDARD - RACE 10

Lap 1		Lap 2		Lap 3		Lap 4		Lap 5		Lap 6		Lap 7		Lap 8		Lap 9		Lap 10	
No	Time	No	Time	No	Time	No	Time	No	Time	No	Time	No	Time	No	Time	No	Time	No	Time
1	1:01.77	1	1:57.29	1	2:52.66	1	3:47.40	1	4:43.20	1	5:39.64	1	6:35.89	1	7:31.26	1	8:26.25	1	9:22.11
2	1:03.63	2	2:00.49	2	2:57.60	2	3:54.73	2	4:52.18	30	5:40.69 *1	25	6:43.42	25	7:38.25	25	8:33.17	25	9:27.98
115	1:06.41	115	2:04.61	25	3:02.00	25	3:57.35	25	4:52.88	25	5:48.60	2	6:45.27	2	7:41.31	2	8:39.46	2	9:36.30
3	1:06.53	3	2:06.20	115	3:03.26	115	4:01.67	115	5:00.76	2	5:48.74	30	6:48.22 *1	30	7:54.75 *1	115	8:55.25	115	9:53.87
173	1:07.86	25	2:06.22	3	3:06.13	3	4:05.14	3	5:04.18	115	5:59.57	115	6:58.44	115	7:56.75	3	9:01.14	9	10:00.76
4	1:07.98	9	2:07.91	9	3:06.40	9	4:05.54	9	5:04.77	3	6:03.16	9	7:02.42	9	8:01.07	9	9:01.16	3	10:00.94
9	1:08.06	4	2:09.10	4	3:08.06	4	4:07.25	4	5:08.48	9	6:03.36	3	7:02.69	3	8:01.52	30	9:02.29 *1	121	10:07.31
25	1:08.37	173	2:09.52	173	3:10.18	173	4:10.48	173	5:10.12	4	6:08.94	173	7:09.70	121	8:09.94	121	9:08.83	110	10:08.16
15	1:08.80	15	2:09.85	15	3:10.96	15	4:10.95	121	5:11.79	173	6:09.98	4	7:10.07	4	8:11.24	110	9:10.46	4	10:11.47
121	1:11.96	121	2:10.66	110	3:11.43	121	4:12.59	15	5:12.61	121	6:10.69	121	7:10.64	110	8:11.90	4	9:11.59	20	10:18.66
5	1:12.34	110	2:12.18	121	3:12.11	110	4:12.88	110	5:12.65	110	6:10.83	110	7:11.15	173	8:13.74	173	9:16.22	15	10:19.94
110	1:12.80	5	2:13.79	5	3:13.15	5	4:13.64	5	5:14.09	15	6:13.63	15	7:14.02	20	8:15.55	20	9:16.73		
16	1:13.28	20	2:14.87	20	3:15.21	20	4:15.14	20	5:15.79	20	6:15.89	20	7:15.67	15	8:15.81	15	9:17.32		
20	1:13.82	16	2:15.79	16	3:16.00	16	4:16.74	16	5:18.30	5	6:17.86	5	7:19.23	5	8:19.03	5	9:18.92		
30	1:16.20	30	2:22.85	30	3:27.85	30	4:33.12			16	6:19.35	16	7:19.97	16	8:20.38	16	9:20.53		

Lap Chart

BOB GERARD, ROBERT ASHLEY, BROOKLANDS & GODDARD - RACE 10

Lap 11		Lap 12		Lap 13		Lap 14		Lap 15		Lap 16		Lap 17		Lap 18		Lap 19		Lap 20	
No	Time	No	Time	No	Time	No	Time	No	Time	No	Time	No	Time	No	Time	No	Time	No	Time
1	10:20.10	1	11:16.08																
173	10:20.46 *1	25	11:18.22																
5	10:21.60 *1	20	11:18.80 *1																
25	10:22.91	15	11:21.77 *1																
16	10:23.06 *1	5	11:23.16 *1																
2	10:35.60	16	11:24.17 *1																
30	10:39.49 *2	173	11:25.09 *1																
115	10:52.81	2	11:33.00																
9	10:59.91	30	11:47.25 *2																
3	11:00.34	115	11:52.11																
121	11:05.39	9	11:58.93																
110	11:05.77	3	11:59.96																
4	11:11.96	121	12:04.82																
		110	12:05.17																
		4	12:12.35																



The Vintage Sports-Car Club

HANDICAP RACE FOR PRE-WAR CARS

RESULT - RACE 11

PI	No	Cl	Name	Car	Laps	Time	Behind	MPH	Best Lap on	MPH
1	98		Tony SEBER	Wolseley Hornet Special	6	7:29.25		74.91	1:02.94	2 77.22
2	62		David SAXL	Riley 12/4 Special	6	7:32.74	3.49	67.38	1:09.49	5 69.94
3	60		Fred BOOTHBY	MG J2	6	7:33.35	4.10	67.29	1:09.19	4 70.24
4	42		Mark ELDER	Austin Sports Special	6	7:33.37	4.12	71.41	1:04.91	5 74.87
5	53		James POTTER	Riley 9 Brooklands	6	7:34.69	5.44	67.08	1:09.13	6 70.30
6	51		Geoff TOMS	Fiat 508S	6	7:36.53	7.28	66.80	1:09.41	2 70.02
7	85		Terry MCGRATH	Amilcar CGSs	6	7:47.79	18.54	63.70	1:13.95	4 65.72
8	64		Norman PEMBERTON	Talbot 95/105 Sports SPL	6	7:48.31	19.06	65.04	1:10.98	3 68.47
9	61		Julian BROWNRIDGE	Wolseley Hornet Special	6	7:48.56	19.31	63.59	1:13.57	4 66.06
10	63		Robert BLAKEMORE	Riley Special	6	7:52.23	22.98	64.48	1:10.13	6 69.30
11	87		Matthew SHEPHERD	Austin 7	6	7:53.11	23.86	61.63	1:16.62	3 63.43
12	68		Robert WARDALE	Riley Special	6	7:54.40	25.15	64.17	1:12.74	5 66.81
13	130		Matt JOHNSTON	Austin/MG LA Special	6	8:02.25	33.00	69.06	1:08.23	2 71.23
14	43		John SKEAVINGTON	Austin Ulster Replica	6	8:02.50	33.25	63.05	1:14.30	4 65.41
15	131		Richard ELLINGWORTH	MG PA 939cc	6	8:02.53	33.28	61.71	1:16.82	6 63.26
16	50		Paul WESTON	Frazer Nash TT Replica	6	8:03.89	34.64	62.86	1:13.44	2 66.18
17	56		Oilly SANDERS	Austin 7 Willis Special	6	8:32.02	1:02.77	60.50	1:17.46	2 62.74
Not-Classified										
	69		David ASPLIN	Austin 7 Ulster Replica	2	2:50.05	DNF	57.16	1:20.44	2 60.42
Fastest Lap										
	98		Tony SEBER	Wolseley Hornet Speci					1:02.94	2 77.22

Start Time : 16:19

Mallory Park

24 Jun 12 16:30

Clerk of Course:

Time Issued:

Chief Timekeeper:

THESE RESULTS REMAIN PROVISIONAL FOR A MINIMUM OF 30 MINUTES FROM THE TIME OF ISSUE

HS Sports Timing and Results Systems - Results and Lap Times at www.hssports.co.uk

HANDICAP RACE FOR PRE-WAR CARS

LAP TIMES - RACE 11

42	Mark ELDER										
	Lap	1	2	3	4	5	6	7	8	9	10
	1	2:01.51	1:06.64	1:07.02	1:07.38	1:04.91	1:05.91				
43	John SKEAVINGTON										
	Lap	1	2	3	4	5	6	7	8	9	10
	1	1:44.55	1:16.22	1:17.27	1:14.30	1:14.43	1:15.73				
50	Paul WESTON										
	Lap	1	2	3	4	5	6	7	8	9	10
	1	1:42.01	1:13.44	1:16.18	1:19.73	1:14.98	1:17.55				
51	Geoff TOMS										
	Lap	1	2	3	4	5	6	7	8	9	10
	1	1:42.19	1:09.41	1:11.82	1:11.02	1:11.41	1:10.68				
53	James POTTER										
	Lap	1	2	3	4	5	6	7	8	9	10
	1	1:45.75	1:10.78	1:10.59	1:09.24	1:09.20	1:09.13				
56	Oilly SANDERS										
	Lap	1	2	3	4	5	6	7	8	9	10
	1	2:01.32	1:17.46	1:18.65	1:18.02	1:18.40	1:18.17				
60	Fred BOOTHBY										
	Lap	1	2	3	4	5	6	7	8	9	10
	1	1:45.12	1:09.35	1:11.27	1:09.19	1:09.19	1:09.23				
61	Julian BROWNRIDGE										
	Lap	1	2	3	4	5	6	7	8	9	10
	1	1:33.61	1:16.20	1:15.98	1:13.57	1:14.86	1:14.34				
62	David SAXL										
	Lap	1	2	3	4	5	6	7	8	9	10
	1	1:40.65	1:10.15	1:12.01	1:10.85	1:09.49	1:09.59				
63	Robert BLAKEMORE										
	Lap	1	2	3	4	5	6	7	8	9	10
	1	1:51.28	1:10.34	1:12.74	1:14.69	1:13.05	1:10.13				
64	Norman PEMBERTON										
	Lap	1	2	3	4	5	6	7	8	9	10
	1	1:46.55	1:14.70	1:10.98	1:12.09	1:11.28	1:12.71				
68	Robert WARDALE										
	Lap	1	2	3	4	5	6	7	8	9	10
	1	1:44.63	1:14.81	1:14.64	1:14.84	1:12.74	1:12.74				
69	David ASPLIN										
	Lap	1	2	3	4	5	6	7	8	9	10
	1	1:29.61	1:20.44								

85	Terry MCGRATH										
	Lap	1	2	3	4	5	6	7	8	9	10
	1	1:33.97	1:15.46	1:15.43	1:13.95	1:14.81	1:14.17				

87	Matthew SHEPHERD										
	Lap	1	2	3	4	5	6	7	8	9	10
	1	1:22.98	1:17.41	1:16.62	1:17.92	1:20.31	1:17.87				

98	Tony SEBER										
	Lap	1	2	3	4	5	6	7	8	9	10
	1	2:11.77	1:02.94	1:02.94	1:04.63	1:03.00	1:03.97				

130	Matt JOHNSTON										
	Lap	1	2	3	4	5	6	7	8	9	10
	1	2:17.64	1:08.23	1:09.11	1:09.02	1:08.49	1:09.76				

131	Richard ELLINGWORTH										
	Lap	1	2	3	4	5	6	7	8	9	10
	1	1:35.92	1:17.18	1:17.07	1:17.97	1:17.57	1:16.82				

Lap Chart

HANDICAP RACE FOR PRE-WAR CARS - RACE 11

Lap 1		Lap 2		Lap 3		Lap 4		Lap 5		Lap 6		Lap 7		Lap 8		Lap 9		Lap 10	
No	Time	No	Time	No	Time	No	Time	No	Time	No	Time	No	Time	No	Time	No	Time	No	Time
87	1:22.98	87	2:40.39	87	3:57.01	62	5:13.66	62	6:23.15	98	7:29.25								
69	1:29.61	85	2:49.43	62	4:02.81	51	5:14.44	60	6:24.12	62	7:32.74								
61	1:33.61	61	2:49.81	51	4:03.42	87	5:14.93	98	6:25.28	60	7:33.35								
85	1:33.97	69	2:50.05	85	4:04.86	60	5:14.93	53	6:25.56	42	7:33.37								
131	1:35.92	62	2:50.80	60	4:05.74	53	5:16.36	51	6:25.85	53	7:34.69								
62	1:40.65	51	2:51.60	61	4:05.79	85	5:18.81	42	6:27.46	51	7:36.53								
50	1:42.01	131	2:53.10	53	4:07.12	61	5:19.36	85	6:33.62	85	7:47.79								
51	1:42.19	60	2:54.47	131	4:10.17	98	5:22.28	61	6:34.22	64	7:48.31								
43	1:44.55	50	2:55.45	50	4:11.63	42	5:22.55	87	6:35.24	61	7:48.56								
68	1:44.63	53	2:56.53	64	4:12.23	64	5:24.32	64	6:35.60	63	7:52.23								
60	1:45.12	68	2:59.44	68	4:14.08	131	5:28.14	68	6:41.66	87	7:53.11								
53	1:45.75	43	3:00.77	63	4:14.36	68	5:28.92	63	6:42.10	68	7:54.40								
64	1:46.55	64	3:01.25	42	4:15.17	63	5:29.05	131	6:45.71	130	8:02.25								
63	1:51.28	63	3:01.62	98	4:17.65	50	5:31.36	50	6:46.34	43	8:02.50								
56	2:01.32	42	3:08.15	43	4:18.04	43	5:32.34	43	6:46.77	131	8:02.53								
42	2:01.51	98	3:14.71	130	4:34.98	130	5:44.00	130	6:52.49	50	8:03.89								
98	2:11.77	56	3:18.78	56	4:37.43	56	5:55.45	56	7:13.85	56	8:32.02								
130	2:17.64	130	3:25.87																



The Vintage Sports-Car Club

FORMULA 3 (500) RACING CARS

RESULT - RACE 12

Pl	No	Cl	Name	Car	Laps	Time	Behind	MPH	Best Lap on	MPH Handicap
1	67		Gordon RUSSELL	Mackson 500 F3	8	8:26.76		76.72	1:01.51	2 79.01
2	8		Roy HUNT	Martin 500	8	8:30.06	3.30	76.23	1:02.14	2 78.21
3	29		David LECOQ	Petty Formula 3	8	8:37.08	10.32	75.19	1:03.15	7 76.96
4	141		Simon BROWN		8	8:37.76	11.00	75.09	1:03.10	7 77.02 12.96
5	91		Rodney DELVES	Kieft F3 500	8	8:40.18	13.42	74.74	1:03.40	5 76.66 12.98
6	57		Richard BISHOP-MILLER	Revis 500	8	8:56.14	29.38	72.52	1:03.05	3 77.08 31.74
7	22		Stuart WRIGHT	Dastle F3	8	9:00.11	33.35	71.99	1:06.19	2 73.42 10.59 *
8	143		Roy WRIGHT	Flash Special Norton	7	8:38.15	1 Lap	65.66	1:12.05	7 67.45 13.80
9	122		James GRAY		7	8:53.13	1 Lap	63.81	1:12.73	7 66.82 24.02
10	19		JB JONES	Cousy NO2	7	8:56.60	1 Lap	63.40	1:11.86	4 67.63 33.58
Not-Classified										
	142		Nicholas POWELL		7	7:29.34	DNF	75.71	1:01.94	2 78.46
	86		John TURNER	Cooper MK 9	6	6:42.33	DNF	72.48	1:01.68	2 78.79
	60		Paul HEWES	Cooper MARK XI	5	6:09.39	DNF	65.78	1:11.68	2 67.80
	144		Marcus BLACK	Cooper MK V	2	2:35.40	DNF	62.55	1:18.88	2 61.61

Fastest Lap

67 Gordon RUSSELL Mackson 500 F3 1:01.51 2 79.01

Start Time : 16:36

Mallory Park

24 Jun 12 16:46

Clerk of Course:

Time Issued:

Chief Timekeeper:

THESE RESULTS REMAIN PROVISIONAL FOR A MINIMUM OF 30 MINUTES FROM THE TIME OF ISSUE

HS Sports Timing and Results Systems - Results and Lap Times at www.hssports.co.uk

RACE GRID

FORMULA 3 (500) RACING CARS

RACE 12

ROW 8

ROW 7

ROW 6

ROW 5

ROW 4

ROW 3

ROW 2

ROW 1

22 Stuart WRIGHT

122 James GRAY

144 01:13.590
Marcus BLACK

60 01:17.900
Paul HEWES

19 01:08.300
JB JONES

143 01:12.700
Roy WRIGHT

91 01:06.810
Rodney DELVES

110 01:07.750
Gil DUFFY

8 01:05.430
Roy HUNT

29 01:05.660
David LECOQ

57 01:05.190
Richard BISHOP-MILLER

142 01:05.300
Nicholas POWELL

86 01:01.790
John TURNER

67 01:03.110
Gordon RUSSELL

POLE

FORMULA 3 (500) RACING CARS

LAP TIMES - RACE 12

8	Roy HUNT										
	Lap	1	2	3	4	5	6	7	8	9	10
	1	1:07.10	1:02.14	1:03.11	1:03.66	1:03.84	1:02.85	1:03.38	1:03.98		
19	JB JONES										
	Lap	1	2	3	4	5	6	7	8	9	10
	1	1:11.03	1:12.91	1:17.83	1:11.86	1:13.95	1:24.44	1:24.58			
22	Stuart WRIGHT										
	Lap	1	2	3	4	5	6	7	8	9	10
	1	1:09.92	1:06.19	1:06.48	1:07.39	1:07.64	1:07.53	1:07.63	1:07.33		
29	David LECOQ										
	Lap	1	2	3	4	5	6	7	8	9	10
	1	1:10.84	1:03.89	1:03.66	1:04.49	1:03.87	1:03.47	1:03.15	1:03.71		
57	Richard BISHOP-MILLER										
	Lap	1	2	3	4	5	6	7	8	9	10
	1	1:07.50	1:04.30	1:03.05	1:03.28	1:03.21	1:16.51	1:05.73	1:12.56		
60	Paul HEWES										
	Lap	1	2	3	4	5	6	7	8	9	10
	1	1:17.60	1:11.68	1:13.38	1:13.62	1:13.11					
67	Gordon RUSSELL										
	Lap	1	2	3	4	5	6	7	8	9	10
	1	1:05.99	1:01.51	1:02.11	1:02.84	1:02.93	1:02.77	1:05.17	1:03.44		
86	John TURNER										
	Lap	1	2	3	4	5	6	7	8	9	10
	1	1:04.30	1:01.68	1:07.60	1:08.38	1:08.56	1:11.81				
91	Rodney DELVES										
	Lap	1	2	3	4	5	6	7	8	9	10
	1	1:09.61	1:04.79	1:04.81	1:04.83	1:03.40	1:04.64	1:03.95	1:04.15		
122	James GRAY										
	Lap	1	2	3	4	5	6	7	8	9	10
	1	1:19.81	1:13.49	1:18.19	1:16.90	1:18.21	1:13.80	1:12.73			
141	Simon BROWN										
	Lap	1	2	3	4	5	6	7	8	9	10
	1	1:07.82	1:05.98	1:04.25	1:04.32	1:05.16	1:03.60	1:03.10	1:03.53		
142	Nicholas POWELL										
	Lap	1	2	3	4	5	6	7	8	9	10
	1	1:06.20	1:01.94	1:03.56	1:03.90	1:04.01	1:06.21	1:03.52			
143	Roy WRIGHT										
	Lap	1	2	3	4	5	6	7	8	9	10
	1	1:16.54	1:13.26	1:13.51	1:13.26	1:13.23	1:16.30	1:12.05			

144 Marcus BLACK

Lap	1	2	3	4	5	6	7	8	9	10
1	1:16.52	1:18.88								

Lap Chart

FORMULA 3 (500) RACING CARS - RACE 12

Lap 1		Lap 2		Lap 3		Lap 4		Lap 5		Lap 6		Lap 7		Lap 8		Lap 9		Lap 10		
No	Time	No	Time	No	Time	No	Time	No	Time	No	Time	No	Time	No	Time	No	Time	No	Time	
86	1:04.30	86	2:05.98	67	3:09.61	67	4:12.45	67	5:15.38	67	6:18.15	67	7:23.32	67	8:26.76					
67	1:05.99	67	2:07.50	142	3:11.70	142	4:15.60	142	5:19.61	8	6:22.70	8	7:26.08	8	8:30.06					
142	1:06.20	142	2:08.14	8	3:12.35	8	4:16.01	8	5:19.85	142	6:25.82	143	7:26.10 *1	29	8:37.08					
8	1:07.10	8	2:09.24	86	3:13.58	57	4:18.13	57	5:21.34	122	6:26.60 *1	142	7:29.34	141	8:37.76					
57	1:07.50	57	2:11.80	57	3:14.85	86	4:21.96	29	5:26.75	29	6:30.22	19	7:32.02 *1	143	8:38.15 *1					
141	1:07.82	141	2:13.80	141	3:18.05	141	4:22.37	91	5:27.44	141	6:31.13	29	7:33.37	91	8:40.18					
91	1:09.61	91	2:14.40	29	3:18.39	29	4:22.88	141	5:27.53	91	6:32.08	141	7:34.23	122	8:53.13 *1					
22	1:09.92	29	2:14.73	91	3:19.21	91	4:24.04	86	5:30.52	57	6:37.85	91	7:36.03	57	8:56.14					
29	1:10.84	22	2:16.11	22	3:22.59	22	4:29.98	22	5:37.62	86	6:42.33	122	7:40.40 *1	19	8:56.60 *1					
19	1:11.03	19	2:23.94	19	3:41.77	19	4:53.63	19	6:07.58	22	6:45.15	57	7:43.58	22	9:00.11					
144	1:16.52	60	2:29.28	60	3:42.66	60	4:56.28	60	6:09.39			22	7:52.78							
143	1:16.54	143	2:29.80	143	3:43.31	143	4:56.57	143	6:09.80											
60	1:17.60	122	2:33.30	122	3:51.49	122	5:08.39													
122	1:19.81	144	2:35.40																	